

INVITATION TO TENDER
Tender / Contract Form

NCC TENDER FILE #:	AB013
--------------------	--------------

Electrical Maintenance Services

ADDRESS INQUIRIES TO:
Alyssa Brook
 Sr. Contract Officer
alyssa.brook@ncc-ccn.ca

CONTRACT NO.: (NCC use only)

BID CLOSING DEADLINE:
June 5th, 2024, at 3:00pm
Eastern Daylight Time (EDT)

RETURN TENDERS TO
 Submit offer on this tender / contract form
 and return to:

Tenders must be e-mailed

Procurement Services
National Capital Commission

Bids-Soumissions@ncc-ccn.ca

Note: the email attachment size is set at a maximum of 150 MB.

DESCRIPTION OF SERVICES:
 Electrical Maintenance Services

LOCATION:
 Ottawa, ON



INVITATION TO TENDER Tender / Contract Form

NCC TENDER FILE #:

AB013

Electrical Maintenance Services

I. OFFER

The undersigned bidder (hereinafter called the “Contractor”) hereby offers to the National Capital Commission (hereinafter called the “Commission” or the “NCC”) to supply & deliver the services and/or goods in accordance with the specification, terms and conditions, **for the all-inclusive lump sum and unit price(s) as set out in section III herein.**

II. GENERAL AGREEMENT

The Contractor agrees:

1. to provide electrical maintenance services to NCC Assets, in the province of Ontario, as per the Statement of Work, for five (5) consecutive Years, commencing upon signing and ending March 31, 2029.
2. that this Offer and Agreement, together with the Statement of Work, the Instructions to Bidders, the General Conditions, the Security Requirements, the Occupational Health & Safety Requirements and any and all attachments and addenda issued thereto, shall be and are the complete tender and this offer is made subject to the provisions contained therein.
3. to enclose tender security with its tender in accordance with INSTRUCTIONS TO TENDERERS Point 5 – Security Requirements. If the security furnished does not comply fully with the requirements, the tender shall be disqualified.
4. the successful Contractor shall deliver to the NCC:
 - i) A performance bond and a labour and material payment bond each in an amount that is equal to or not less than 50% of year one (1) Contract Amount including taxes (Initial Term), then annually renewable for Years 2 to 5 (Renewal Terms) of the Contract, solely at the option of the Surety.
 - ii) Or a security deposit in the amount of 10% of the contract tender amount, including all applicable taxes in accordance with point 5.1 of INSTRUCTIONS TO TENDERERS.
5. If a successful bidder refuses to enter into contract, the amount of the security deposit will be forfeited to the NCC. The amount forfeited or payment demand will not exceed the difference between the bid price and the amount of the Contract awarded by Canada for the requirement.
6. the NCC will return all non-forfeited security deposits to unsuccessful bidders after contract award, and to the successful Bidder upon the completion of contract. If no contract is awarded, the NCC will return all security deposits at the expiration of the bid validity period, including any extension.
7. that this offer supersedes and cancels all communications, negotiations and agreements relating to the work other than contained in the complete tender and is irrevocable for 90 days from the Tender Closing Time shown hereon and in the event that security is provided with this tender, it



INVITATION TO TENDER
Tender / Contract Form

NCC TENDER FILE #: **AB013**

Electrical Maintenance Services

will be forfeited if the Contractor refuses a contract if this tender is accepted and executed on behalf of the Commission.

8. that the complete tender together with and subject to all the provisions contained therein shall, when accepted and executed on behalf of the Commission, constitute a binding contract between the Contractor and the Commission.
9. that the Contractor must comply and ensure that its employees and subcontractors comply with all security measures, standing orders, policies or other rules in force at the site where the Work is performed.

III. PRICING

The Contractor agrees that the following is (are) the all-inclusive lump sum and/or unit price(s) referred to in Clause I:

The Bidder agrees that


- (a) the Lump Sum Table designates that part of the Work to which a Lump Sum Price Arrangement applies.
- (b) the Price per Unit and the Total Price must be entered for each item listed;
- (c) the Price per Unit as tender governs in calculating the Total Estimated Amount, and any errors in the extension of the Price per Unit and in the addition of the Estimated Total Prices shall be corrected by the NCC in order to obtain the Total Estimated Amount;
- (d) the Lump Sum prices and/or unit prices must be all-inclusive, with the exception of taxes; and
- (e) the bidder must submit their price in Canadian dollar.

Contract Pricing Table (1)

Line Item	Description	Unit of Measure	Year 1	Year 2 (2%)*	Year 3 (2%)*	Year 4 (2%)*	Year 5 (2%)*	5 Year Totals
1	Preventive Maintenance as per 6.3 of the SOW	Lump Sum	\$ -	\$ -	\$ -	\$ -	\$ -	\$ -
2	Reports and records as per 6.2 and 6.4 of the SOW	Lump Sum	\$ -	\$ -	\$ -	\$ -	\$ -	\$ -
3	*VOR: Reactive Maintenance and Specialized Testing	Lump Sum	\$ 75,000.00	\$ 76,500.00	\$ 78,030.00	\$ 79,590.60	\$ 81,182.41	\$ 390,303.01
SUBTOTAL (1+2+3)			\$ -	\$ -	\$ -	\$ -	\$ -	\$ -
TAX (13%)			\$ -	\$ -	\$ -	\$ -	\$ -	\$ -
TOTAL			\$ -	\$ -	\$ -	\$ -	\$ -	\$ -

***All-inclusive Yearly fixed fees (*VOR may vary)**

****Fixed fees for the second (2), third (3), fourth (4), and fifth (5) Years will each be subject to a +2% increase over the previous year's fees***



INVITATION TO TENDER
Tender / Contract Form

Electrical Maintenance Services

NCC TENDER FILE #: **AB013**

Standing Offer Agreement Unit Price Table (2)


ITEM # / NO. ITEM	STANDING OFFER AGREEMENT (SOA) ITEM DESCRIPTION	A		B		C = A x B		D (B+2%)		E = A x D		F (D+2%)		G = A x F		H (F+2%)		I = A x H		J (H+2%)		K = A x J		L = C + E + G + I + K	
		BID QTY (for bid evaluation purposes only)	UNIT	FISCAL YEAR 1 - UNIT RATE EXCL. TAXES	EXTENDED TOTALS	FISCAL YEAR 2 - UNIT RATE EXCL. TAXES	EXTENDED TOTALS	FISCAL YEAR 3 - UNIT RATE EXCL. TAXES	EXTENDED TOTALS	FISCAL YEAR 4 - UNIT RATE EXCL. TAXES	EXTENDED TOTALS	FISCAL YEAR 5 - UNIT RATE EXCL. TAXES	EXTENDED TOTALS	TOTAL											
1	Master Electrician	75	per / hour /	\$ -	\$ -	\$ -	\$ -	\$ -	\$ -	\$ -	\$ -	\$ -	\$ -	\$ -	\$ -	\$ -	\$ -	\$ -	\$ -	\$ -	\$ -	\$ -	\$ -	\$ -	\$ -
2	Electrician's Apprentice	50	per / hour /	\$ -	\$ -	\$ -	\$ -	\$ -	\$ -	\$ -	\$ -	\$ -	\$ -	\$ -	\$ -	\$ -	\$ -	\$ -	\$ -	\$ -	\$ -	\$ -	\$ -	\$ -	\$ -
																						SUBTOTAL	\$	-	
																						Tax (13%)	\$	-	
																						TOTAL	\$	-	

For evaluation purposes

* SOA rates for the second (2), third (3), fourth (4), and fifth (5) Years will each be subject to a +2% increase over the previous year's fees *

Evaluation Pricing Table (3)

	TOTAL PER TABLE (A)	EVALUATION PERCENTAGE (B)	TOTAL (C) A x B = C
CONTRACT TOTAL (Table 1)	\$	40%	\$
STANDING OFFER AGREEMENT TOTAL (Table 2)	\$	60%	\$
GRAND TOTAL (For evaluation purposes)			\$



INVITATION TO TENDER Tender / Contract Form

NCC TENDER FILE #:

AB013

Electrical Maintenance Services

IV. BASIS OF AWARD

Basis of award will be the bidder who meets all the requirements, terms and conditions, and, who offers the NCC the best value (lowest GRAND TOTAL amount). The best value (lowest GRAND TOTAL amount) will be based on 40% of the Contract Total and 60% of the Standing Offer Agreement Total.


Lowest or any tender NOT necessarily accepted. The NCC also reserves the right to cancel this tender and/or re-issue the tender in its original or revised form, and, to negotiate with the successful bidder and/or all bidders.

V. INVOICING

- The Contractor will have the right to receive payment within 30 days after the technical representative has delivered a certificate indicating that in fact the invoice is authentic and exact, that the Contractor has delivered the said services and has observed the terms of the contract.
- The Commission is a Crown Corporation subject to the Goods and Services Tax (GST) and the Provincial Sales Tax (OHST or QST). The Contractor is required to indicate separately, with the request for payment, the amount of GST and OHST/QST, to the extent applicable, that the Commission will pay. These amounts will be paid to the Contractor who will be required to make the appropriate remittances to Revenue Canada and the respective provincial governments. The successful bidder must complete in its entirety the T1204 tax form before awarded a contract.
- All invoices are to make reference to the **Commission Contract Number xxxxxx (6 digit number on page 1 once a contract is executed between the Contractor and the Commission)** and be forwarded by email at payables@ncc-ccn.ca in Adobe (.pdf) format.
- To ensure prompt payment, please prepare your invoice in accordance with the price(s) quoted. Errors in invoicing can cause delay of payment. Submit your invoice to the address shown above and clearly indicate the contract number.

VI. ENQUIRIES

Enquiries regarding this tender must be submitted in writing to the Senior Contract Officer, alyssa.brook@ncc-ccn.ca as early as possible within the solicitation period. Enquiries should be received no later than five (5) business days prior to the date set for solicitation closing to allow sufficient time to provide a response. Enquiries received after that time may result in an answer not being provided. To ensure consistency and quality of the information provided to Bidders, the Senior Contract Officer shall examine the content of the enquiry and shall decide whether or not to issue an amendment. All enquiries and other communications related to this tender sent throughout the solicitation period are to be directed **ONLY** to the Senior Contract Officer. Non-compliance with this requirement during the solicitation period can, for that reason alone, result in disqualification of a tender.



**INVITATION TO TENDER
Tender / Contract Form**

NCC TENDER FILE #: **AB013**

Electrical Maintenance Services

VII. SECURITY REQUIREMENTS

The NCC reserves the right to not award the Contract until such time as the contractor’s personnel core employees have obtained the required level of security screening as identified by the NCC’s Corporate Security. In this case the level of security required will be **Reliability*** NCC Security to perform security screening.

**For operation needs, with advice or assistance from NCC Corporate Security, the security level can be upgraded on the basis of the sensitivity of the information and assets that need to be accessed.*

VIII. AUTHORITIES

NCC Contracting Authority

The NCC Contracting Authority responsible for this contract is:

Alyssa Brook
Senior Contract Officer
National Capital Commission
Telephone: 343-571-8453
E-mail address: alyssa.brook@ncc-ccn.ca

The Senior Contract Officer is responsible for the management of the Contract. Any changes to the Contract must be authorized in writing by the appropriate NCC delegated Contracting Authority. The Contractor must not perform work in excess of or outside the scope of the Contract based on verbal or written requests or instructions from anybody other than the Senior Contract Officer.

NCC Client Representative

The NCC Client Representative for the Contract is:
_____ (to be entered at contract award)

Title
National Capital Commission
Telephone: 613 239-5678 ext. _____
E-mail address: _____@[ncc-ccn.ca](mailto:_____@ncc-ccn.ca)


The NCC Client Representative is the representative of the NCC for whom the work is being carried out under the Contract and is responsible for all matters concerning the technical content of the Work under the Contract. Technical matters may be discussed with the NCC Client Representative; however, the NCC Client Representative has no authority to authorize changes to the scope of the Work. Changes to the scope of the Work can only be made through a contract amendment issued by the Contract Officer.

Contractor's Representative

Name: _____

Telephone No.: _____

E-mail address: _____



**INVITATION TO TENDER
 Tender / Contract Form**

Electrical Maintenance Services

NCC TENDER FILE #:	AB013
--------------------	--------------

IX. PRIORITY OF DOCUMENTS

If there is a discrepancy between or conflict in the contents of the following documents, such documents shall take precedence and govern in the following order:

- (1) Any amendment or variation to the contract documents;
- (2) This tender/contract form;
- (3) General Conditions;
- (4) Specifications;
- (5) Security Requirements;
- (6) Occupational Health & Safety Requirements;
- (7) The Contractor's Bid dated _____ (*insert date of bid*);

X. ADDENDUM ACKNOWLEDGEMENT

I/We acknowledge receipt of the following addenda _____ (Bidder to enter number of addenda issued, if any) and have included for the requirement of it/them in my/our tendered price.

XI. SIGNATURE OF OFFER

We hereby OFFER to sell and/or supply to the National Capital Commission upon the terms and conditions set out within the NCC tender package, the supplies and/or services listed above and on any attached sheets at the submitted price(s).	
Name and address of Contractor :	Signature(s)
Tel-Tél:	Title:
Contact E-mail:	Date:

Accepted & executed on behalf of the Commission this _____ day of _____, 2024

COMMISSION USE ONLY NCC SIGNATURE ONLY	TITLE
---	--------------



INVITATION TO TENDER Tender / Contract Form

Electrical Maintenance Services

NCC TENDER FILE #:

AB013

Additional Clauses for Standing Offer Agreement

1.0 INTRODUCTION

One method of supply used by the NCC to satisfy the requirements of identified internal users is to arrange a Standing Offer Agreement (SOA) to provide goods, services, or both to the NCC during a specified period.

The identified internal users to be served may then be a delegated purchasing authority and may access the source of supply directly, as and when requested, by issuing purchase orders detailing the exact quantities of goods or services they wish to order from the Offeror at a particular time during the effective period of the Offeror's offer and in accordance with the predetermined conditions. This method of supply is particularly useful in acquiring frequently ordered commercially and non-commercially available goods or services when the total volume or value of goods or level of services that may be required by one or more identified users can be estimated beforehand, but it is not possible at the outset to identify the exact requirements for any given user at a specific time in the future.

The NCC foresees a potential need to retain the services of a contractor to provide **Electrical Maintenance Services** as more particularly stated herein and in the attached; you are hereby invited to provide to the NCC a Standing Offer. If you wish to submit an offer you are required to do so, on the enclosed forms and format. Please be advised that the quantity of goods and/or services and the estimated expenditure specified in the attached are only an approximation of requirements given in good faith. The making of a standing offer by the Offeror shall not constitute an agreement by the NCC to order any or all of the said goods and/or services. The NCC may make one or several purchase orders against a Standing Offer, each such purchase orders constituting an acceptance of said Standing Offer for the part of the said goods or services described in the purchase order. A request does not commit the NCC to authorize the utilization of a Standing Offer or to pay any cost incurred in the submission of offers, or cost incurred in making necessary studies for the preparation thereof, or to procure or contract for any goods or services. The NCC reserves the right to reject or authorize for utilization any offer in whole or in part, with or without further discussion or negotiation.

2.0 GENERAL PROVISIONS

The Offeror acknowledges that a Standing Offer is not a contract. The Offeror offers to sell or provide and deliver to the NCC, upon the terms and conditions hereinafter set out, the goods and/or services detailed herein and at the prices listed herein or on the pricing basis set out herein, AS AND WHEN REQUESTED by authorized NCC users such goods and/or services the authorized user orders, in accordance with the following provisions.

It is understood and agreed that:

- a purchase order against a Standing Offer shall form a contract only for those goods or services, or both, which have been ordered, provided always that such a purchase order is made in accordance with the provisions of the Standing Offer;



INVITATION TO TENDER Tender / Contract Form

NCC TENDER FILE #:

AB013

Electrical Maintenance Services

- the issue and distribution of the authorization to use any resulting Standing Offer does not oblige the NCC to authorize or order all or any of the goods and/or services described in the Standing Offer;
- The NCC's liability shall be limited to that which arises from purchase orders against any resulting Standing Offer made within the period specified herein;
- The NCC reserves the right to procure the specified goods and/or services by means of contracts, standing offers, or by other contracting methods.
- The Offeror agrees that prices quoted herein are firm and must be valid for acceptance for 60 days from the closing date of this Request for Standing Offer (RFSO).

3.0 STANDING OFFER REQUIREMENT:

The National Capital Commission (NCC) wishes to retain the services of **Electrical Maintenance Services** as detailed in the Specification on an "as and when requested" basis under a Standing Offer Agreement.

4.0 PERIOD OF THE STANDING OFFER AGREEMENT:

The resulting Standing Offer Agreement will be effective from the date of award until March 31st, 2029.

The NCC reserves the right to terminate the SOA of any firm that shows repeated failure to satisfactorily manage the quality, quantity, timeliness and/or respect the rates of the project, and of sub-contractor / specialists.

5.0 CALL-UP PURCHASE ORDER DOCUMENT:

The authorized "Purchase order Against a Standing Offer" document will be NCC Purchase Order # XXXXXX. The purchase order document shall specify the firm name and address, Purchase Order number, delivery date required, delivery location, description of goods or services performed quantities, unit prices, purchase order limit, and an approval signature to proceed by the authorized designated user.

6.0 CALL-UP PURCHASE ORDER LIMITATION:

The maximum all-inclusive amount payable for any one purchase order (call-up) shall be \$100,000 CDN including all fees, disbursements, subcontractor(s) costs and all applicable taxes.

Work should not proceed until NCC's Contracts has issued a purchase order number specific to that call-up. If no extra work is authorized by the NCC Project Manager, the written quotation shall constitute the maximum amount payable under the purchase order.

7.0 ESTIMATED SOA EXPENDITURE:

The estimated expenditure for all of the Standing Offer Agreement combined is \$ 500,000 CDN including taxes. As operational requirements become more defined, the NCC reserves the right to increase the total estimated expenditure by 10% but in no circumstance will the total estimated expenditure for all SOAs be more than \$550,000 including taxes.



INVITATION TO TENDER
Tender / Contract Form

NCC TENDER FILE #:

AB013

Electrical Maintenance Services

8.0 NOTIFICATION OF WITHDRAWAL OF STANDING OFFER:

In the event the Offeror wishes to withdraw their offer, they will inform the NCC with a minimum of 30 days prior written notice. Any withdrawal of the offer will not affect any purchase orders made prior to the 30 days written notification.



NATIONAL CAPITAL COMMISSION
COMMISSION DE LA CAPITALE NATIONALE

Statement of Work

Electric Maintenance Services

Operations and Maintenance

Electric Maintenance Services

1	INTENT	3
2	TERM	3
3	SCOPE	3
3.1	CONTRACT BOUNDARIES.....	3
4	DEFINED TERMS IN THE SOW	3
5	GENERAL CONDITIONS	6
5.1	CONTRACTOR’S REPRESENTATIVE	6
5.2	PUBLIC SAFETY	6
5.3	REQUEST FOR SERVICES FROM THE PUBLIC.....	6
5.4	MEDIA AND PUBLIC RELATIONS.....	6
5.5	PERSONNEL	6
5.6	DISCREPANCIES	7
5.7	COMMITMENTS MADE IN THE CONTRACTOR’S BID/PROPOSAL	7
5.8	ALTERATIONS TO THE SCOPE OF THE CONTRACT.....	7
5.9	DUTY TO ACT IN GOOD FAITH.....	7
5.10	BUSINESS PRACTICES.....	7
5.11	CHANGE OF DATES.....	8
5.12	VARIABLE OPERATIONAL REQUIREMENTS (VOR)	8
5.13	STANDING OFFER AGREEMENT (SOA)	8
5.14	LOCKING DEVICES	9
5.15	WARRANTY	9
5.16	DAMAGE CAUSED BY THE CONTRACTOR	9
5.17	VEHICLES.....	9
5.18	STORAGE ON NCC LANDS	10
5.19	SIGNAGE SUPPLIED BY THE CONTRACTOR.....	10
5.20	MATERIAL SPECIFICATIONS.....	10
6	MAINTENANCE SPECIFICATIONS	11
6.1	PERSONNEL	11
6.2	SPECIALIZED TESTING	12
6.3	PREVENTIVE MAINTENANCE	12
6.4	REACTIVE MAINTENANCE.....	13
6.5	REPORTS AND RECORDS.....	13
6.6	INVOICING.....	14
6.7	FUEL CONSUMPTION.....	14
6.8	VEHICLES.....	14
7	APPENDICES	15
7.1	GENERAL SAFETY	15

Electric Maintenance Services

7.2	WORK ENVIRONMENT AND KNOWN RISKS	17
7.3	DESCRIPTION OF ASSETS	19
7.4	GEOGRAPHIC BOUNDARIES	19

1 Intent

The NCC is seeking a contractor to perform Maintenance services to NCC Assets with the objective of providing consistent quality standards and ensure the reliable, safe operation of electrical infrastructure within the geographic boundaries provided. This statement of work (SOW) contains detailed specifications, guidelines, best practices and the expression of the NCC's expectations, all based on decades of experience and knowledge. A high level of effective communication and collaboration between the NCC and the Contractor is essential. The Contract contains both fixed-price and when/as needed services. While working with the NCC the Contractor is expected to develop methods that create "mutual win" situations.

2 Term

The resulting Contract and SOA (if any) shall have a Term of five (5) consecutive Years beginning upon signing and ending March 31, 2029. The fixed fees for each Year shall be subject to an increase of + 2 % over the previous Year's fees.

3 Scope

This Statement of Work (SOW) outlines the scope, responsibilities, and terms of the Electrical Maintenance Contract. The Contract also includes the provision of specialized testing services and certain reporting obligations. The Contractor will ensure he or she provides the services and achieves the outcomes described in the Contract even though individual tasks may or may not be specifically mentioned or identified but are required to provide the totality of the outcomes requested.

3.1 Contract Boundaries

The statement of work (SOW) includes the accompanying site maps and Asset lists which contain information related to site limits, the identification and location of Assets. The Contractor shall provide all services within the geographic boundaries as summarized on the maps.

4 Defined Terms in the SOW

In the Statement of Work section of the Contract, the following words, when presented with the first letter in upper case shall have the corresponding meaning:

"Additional Services" means any requirements added pursuant to XXX and not originally included in the Fixed Fee.

"Applicable Laws" means, at any time, with respect to any Person, property, transaction or event, all then applicable laws, by-laws, statutes, regulations, treaties, judgements, decrees and (whether or not they have the force of law) all then applicable official directives, rules, consents, approvals, authorizations, guidelines, orders and policies of any governmental authorities or Persons having authority over any of such Person, property, transaction or event and includes all Environmental Laws.

Electric Maintenance Services

“Asset”, unless the context clearly indicates a contrary intention, whenever the term “asset” is used in this Contract, whether in upper case or lower case, the term shall be interpreted as meaning both natural and built assets.

“Business Day” means any Monday to Friday inclusive, except statutory holidays in the Province of Ontario.

“Business Hours” means the hours between 8 a.m. and 5 p.m. on any Business Day.

“Component” means a constituent part of a System or a whole, which may or may not be part of an Asset. Notwithstanding the aforementioned, a Component may also function on its own, independent of the System(s) in which it is a Component.

“Consumables” (also known as nondurable goods or soft goods) are products that are routinely used up while a System or Component is in operation and are intended for recurrent replacement and purchase. They include, but are not limited to, items such as bolts, screws, nails, belts, gaskets, tie-wraps, touch-up paint, plastic coatings, adhesives, irrigation heads, caulking, oils and lubricants, solenoids, hydraulic fluids, fuses, ballasts, light bulbs, cleaning products, connectors, etc.

“Contract” means the contract entered into between the Successful Proponent and the NCC, incorporating, with such changes as may be required by the context, all of these Terms and Conditions, pursuant to which the Successful Proponent agrees to perform all of the specific services in accordance with the standards of performance set out in the Subject Matter and other matters arising out of the successful proposal and accepted by the NCC, if any.

“Contract Management Officer” or **“CMO”** means an NCC employee or delegate whose function is to manage the Contract on behalf of the NCC.

“Contractor” is synonymous with Successful Proponent.

“Employees of the Contractor”, **“Contractor’s Employees”**, **“Personnel of the Contractor”** and **“Contractor’s Personnel”**, whether in upper or lower case, all mean any person employed by the Contractor and include dependent contractors and any subcontractors of the Contractor as well as their employees and volunteers.

“Equipment” means all equipment and machinery that shall be provided by the Contractor to the satisfaction of the NCC.

“Fixed Fee” means the dollar amount per annum payable by the NCC to the Contractor for each Year of the Term of the Contract.

“Maintenance” means all services that are to be performed by the Contractor to respect its obligations in this Contract. It also means the ongoing operation and provision of a specific set of quality standards in order to achieve a desired condition of Asset or levels of service. Maintenance operation entails the installation and upkeep, repair and restoration of Assets to a condition in which they may be effectively utilized for their designated purpose.

“National Capital Region” (NCR) has the meaning ascribed thereto in the Act.

“NCC” means the National Capital Commission.

Electric Maintenance Services

“NCC Records” means any records in the custody of the NCC in existence on the commencement date of the Term, pertaining to the Subject Matter and all information, data and records prepared by the Contractor during the Term in relation to the Subject Matter and all reports of same including any correspondence, memorandum, book, plan, map, drawing, diagram, pictorial or graphic work, photograph, film, microfilm, sound recording, videotape, digitally recorded data, and any other documentary material, regardless of physical form or characteristics.

“Pathways” may be asphalt, stone dust, pit run, quarried limestone, gravel, crushed stone, mulch. Materials may be used in combination at certain locations to offset wet conditions.

“Pedestals” are purpose-built enclosures of varying types and sizes that house electrical and communication infrastructure.

“Person” means any individual, corporation, partnership, trust, other legal entity, other incorporated association or a government or political body.

“Preventive Maintenance” means scheduled Maintenance designed to prevent deterioration or damage from occurring and to repair minor damage or deterioration before environmental conditions cause it to become major.

“Reactive Maintenance” involves responding to equipment malfunctions or breakdowns after they occur in order to restore the Asset to normal operating condition.

“Standing offer agreement” (SOA) is an agreement by which a Contractor agrees to supply goods and/or services, as and when requested by the NCC, for a specific period of time, at prearranged prices and as per the applicable Terms and Conditions set out in the Contract.

“Subject Matter” means the Lands or Buildings, fixed and Field assets and all duties and/or services related thereto, to be performed pursuant to the Contract.

“Successful Proponent” means the Contractor, if any, to whom the NCC has awarded the Contract.

“System” means a set of interacting and/or inter-dependent Components forming an integrated whole.

“Testing Organization” is an entity regularly and primarily engaged in specialized testing and reporting of electrical equipment, installations, and Systems. Requirements of the Testing Organization are further defined in 6.2.

“Term” means the period of time as defined in section 2.

“Terms and Conditions” means the Contract and the expressions hereof, herein, hereto, hereunder, hereby and similar expressions referring to these Terms and Conditions; unless otherwise indicated, references to articles, sections and recitals are to articles, sections and recitals in these Terms and Conditions.

“Unit Price/Hourly Rate” means rates for the materials and labour described in the SOA to be provided by the Contractor in conformity with the standards of performance contained in this Contract.

“Variable Operational Requirement” (VOR) is Work requested and preapproved by the NCC as and when required during the Term. The Contractor will invoice the NCC for preapproved VOR as per the Hourly Rates/Unit Prices in the SOA and as per the Terms and Conditions that may apply to the Work.

“**Work**” means the whole of the goods, services, specialized testing, materials, equipment, software, matters and things required to be done, furnished or performed by the Contractor with respect to the Subject Matter in accordance with the terms of this Contract.

“**Year**” means a period of twelve consecutive months during the Term extending from April 1st of one calendar year to March 31st in the next calendar year.

5 General Conditions

5.1 Contractor’s Representative

The Contractor must identify a supervisor and/or foreperson who shall work jointly with the NCC throughout the Term to plan and execute the Work. The Contractor’s representative shall be a person in authority, capable of making decisions, directing Employees and resources, and proactively contributing to the planning and execution of the Work.

5.2 Public Safety

The Contractor shall take all necessary precautions and/or measures to ensure public safety. This includes ensuring that all Work, activities or operations undertaken by the Contractor to fulfill the obligations of this Contract are accomplished in a manner that does not compromise public safety. Furthermore, the Contractor shall secure any Asset or area that might (or has) become a safety hazard. Any such incident shall be reported immediately to the NCC and to the appropriate emergency services agencies (police, firefighters, etc.).

For further clarity, in all cases where the Contractor observes or is made aware of a deficiency, whether the deficiency is specifically mentioned in the Subject Matter or not, treating the deficiency means immediately taking reasonable steps to protect users, including the execution of Work as may be required by the Subject Matter, alerting users’ attention to the deficiency with signage and/or preventing or limiting access to the area.

5.3 Request for Services from the Public

The Contractor shall refer all public inquiries, complaints, requests for services, etc. to the NCC Contact Centre (613-239-5000).

5.4 Media and Public Relations

The Contractor shall not act as a spokesperson for the NCC in dealing with the media and the public. All requests for interviews or information on NCC matters made by the media must be forwarded to the NCC. The Contractor shall not give interviews without prior written approval from the NCC.

5.5 Personnel

The Contractor shall ensure that he/she is able to demonstrate at any time to the NCC that he/she is in compliance with the qualification and experience requirements herein by providing any and all proof required. Any Employee hired by the Contractor will be relieved of his/her duties and immediately replaced by the Contractor, if in the opinion of the NCC, this employee is unqualified or is acting in a manner contrary to the best interests of the NCC or if the employee does not meet the requirements stated above.

Furthermore, any Work to be performed by the Contractor must be done in accordance with the art of the trade and must follow any and all guidelines, requirements and specifications as set out by such trade. The Contractor will operate in accordance with all Federal, Provincial and Municipal codes and standards. In the event of conflict between any provisions of the above authorities, the most stringent provision shall apply.

5.6 Discrepancies

In case of any discrepancy whatsoever between the specifications, the maps or any other sections of this Contract, the part containing the more extensive obligations on the part of the Contractor shall prevail.

5.7 Commitments Made in the Contractor's Bid/Proposal

In addition to the obligations contained in this Contract, the Contractor hereby undertakes to fulfil the commitments made in its Bid/Proposal which is incorporated by reference into this Contract. If there are any inconsistencies between the terms and conditions of this Contract and those set out in the Contractor's Proposal, the document containing the most extensive obligations on the part of the Contractor shall prevail.

5.7.1 The Environment

The Contractor shall comply with all applicable federal, provincial and municipal environmental legislation and regulations, including any and all amendments or replacement policies, procedures or best practices. The Contractor shall also apply the guidelines and best practices listed in 8.12 of this Contract.

5.8 Alterations to the Scope of the Contract

The NCC reserves the right to make alterations to any part of the Subject Matter at any time during the Term by delivery of notice in writing to that effect to be effective from the date stipulated which shall not be earlier than ten (10) Business Days after the deemed delivery date of the written notice. The NCC and the Contractor shall arrive at a mutually agreed fee for any alteration. Failing agreement, the NCC reserves the right to award that portion of the Work to another contractor.

5.9 Duty to Act in Good Faith

The Contractor shall act diligently, efficiently, in good faith, in conformity with the requirements of insurers and in accordance with the standards applicable to a prudent owner in performing the duties and services required of it hereunder.

5.10 Business Practices

The Contractor agrees not to conduct and to use its best efforts to restrain all other persons entitled to use the Subject Matter or any part or parts thereof from conducting any of the following businesses or methods of doing business on or from the Subject Matter, and further agrees to include the wording of this section in any contracts granting the use of the Subject Matter or any part or parts thereof:

- a) Any business which, because of the merchandising methods likely to be used, would adversely affect the reputation of the Subject Matter and/or the NCC;
- b) An operation in any line of merchandise or service which makes a practice of unethical or deceptive advertising or selling procedures;

Electric Maintenance Services

- c) An operation in any line of merchandise or service which, because of the character of the merchandise or service, would adversely affect the reputation of the Subject Matter and/or the NCC;
- d) Any business practice which, whether through advertising, selling procedures or otherwise, may adversely affect the Subject Matter or the reputation of the NCC, or may reflect unfavorably on the Subject Matter or the NCC, or which may confuse, mislead or deceive the public.

5.11 Change of Dates

The NCC may, at its sole discretion, change deadlines for any operational requirement. The NCC shall notify the Contractor of any changes. The Contractor shall modify his/her work plan accordingly and then provide all services without additional costs while respecting the revised deadlines as determined by the NCC.

5.12 Variable Operational Requirements (VOR)

Some specialized testing and Maintenance tasks can only be determined once the Contractor and the NCC have assessed future needs and requirements. These Variable Operational Requirements (VOR) will be requested and preapproved by the NCC as and when required during the Term. The Contractor will invoice the NCC for VOR as per the Hourly Rates/Unit Prices in the SOA, as per the Subject Matter, up to a cumulative Yearly maximum of fifty thousand dollars (\$75,000) and as per the following general terms and conditions:

- a) If after careful consideration the NCC determines that an estimate submitted by the Contractor does not reflect fair market prices the NCC may, at its sole discretion, award the Work to other suppliers.
- b) When Equipment or materials are purchased from subcontractors by the Contractor for the sole purpose of performing VOR which have been requested and approved by the NCC, the Contractor may add a maximum fifteen percent (15%) materials handling charge to the cost of such Equipment and materials.
- c) Unless **preapproved** by the NCC, labour costs of any subcontractors shall not be subject to materials handling charges of any kind.
- d) Equipment and Consumables for which the Contractor is responsible by virtue of other sections of this Contract shall not be subject to materials handling charges of any kind.
- e) Billable hours for VOR will begin and end at the work site, wherever that may be within the geographical boundaries of the Contract. Travel time shall not apply unless preapproved by the NCC.

5.13 Standing Offer Agreement (SOA)

The NCC intends to award a SOA to the successful Bidder for the provision of Additional Services. The Contractor must provide Hourly Rate/Unit Prices for Maintenance services as indicated in Table 2. These Hourly Rates/Unit Prices must be representative of the calculations used in establishing the financial component of the tender where applicable. In the absence of provisions specifically dealing with a task or activity, these rates will be used as a basis to calculate any increase or savings resulting

Electric Maintenance Services

from either additions, adjustments or deletions from this Contract. The minimal number of hours (usually 3-4 hours) requirement shall not be applicable to the SOA and subsequent call-up purchase orders.

5.14 Locking Devices

The NCC has an established hierarchical lock and key system. At the beginning of the Contract, the NCC will provide the Contractor with copies of each key required for the execution of the duties described in this Contract. The Contractor shall be responsible for maintaining, replacing and providing at his/her own expense any stolen, lost, keys. The Contractor must also control the distribution of keys in his/her possession. To do so, the Contractor shall maintain a register (date, name, telephone number, number of keys and signature) of all Employees, subcontractors, and users to whom he/she has provided keys. The Contractor is required to provide the said register to the NCC upon request.

5.15 Warranty

The Contractor warrants that it is competent to perform the Work required under this Contract in that it has the necessary qualifications including, without limitation any licensing or certification requirements imposed by the Applicable laws as well as the knowledge, skill and ability to perform the Work.

Any Work and/or service provided by the Contractor must be consistent with the established and generally accepted standards for supplies and services of the type covered by this Contract, in full compliance with the requirements and free from defect in material and workmanship. The Contractor agrees that this warranty shall survive the acceptance of and payment for the Work and agrees that the Contractor's obligation under it includes repairing or replacing any part or parts thereof which shall, within twelve (12) months from the date of delivery or date of completion of the Work, become defective because of faulty design, material or workmanship.

5.16 Damage Caused by the Contractor

The Contractor shall be responsible for any damage he/she causes to NCC property or Assets. Any damage is to be reported immediately to the NCC on an occurrence report. The scalping of turf, tearing of bark, broken signs, broken planks on boardwalks or bridges as the result of machinery and Equipment, major rutting, etc., shall be considered damage to be repaired by the Contractor at its sole cost.

Repairs and replacements required because of damage caused by the Contractor shall be completed within 48 hours of the occurrence unless otherwise approved by the NCC. If not, the NCC shall conduct the repairs or replacement at the Contractor's expense. In cases where the safety of the public is threatened, the Contractor shall correct the situation immediately.

5.17 Vehicles

The Contractor shall provide all vehicles required to fulfill the contractual obligations of this Contract. This includes any vehicles required for transportation purposes and/or for providing Maintenance services as requested in this Contract. The Contractor shall assume all risks inherent to the use of general or specialized vehicles. All vehicles used by the Contractor shall be kept in a clean and presentable condition and shall meet all provincial safety standards. The company name shall be prominently displayed on all vehicles (including personal vehicles used on Contract related business). Use of off-road motor vehicles is permitted exclusively to carry out the Contractor's contractual

Electric Maintenance Services

responsibilities. No vehicles may be used by the Contractor or anyone acting on his behalf for recreational purposes or any other purposes not required by this Contract. Off-road vehicles will be used with care and respect for both the natural resources and visitors' desire of a recreational experience in a natural environment.

To the extent possible the Contractor will avoid unnecessary idling of vehicles which can result in the creation of greenhouse gases (refer to municipal by-laws). When replacing fleet vehicles, the NCC encourages the Contractor to select energy efficient and environmentally responsible Equipment (electric vehicles, small pick-ups, 4-stroke motors, alternate fuels, etc.).

5.17.1 Use of Vehicles on Pathways

Contractors are expected to use the smallest and most energy efficient vehicles suitable to the task when accessing the pathway/trail network. The maximum vehicle speed on Pathways and trails is 15 km/hr. Where visibility or sightlines are limited, the maximum speed is 5 km/hr. Contractor's vehicles must engage the 4-way emergency flashers while travelling on Pathways; operators will sound the horn as they enter any bend in the pathway with limited visibility of oncoming traffic. Contractor's vehicles must yield to pedestrian and cycling traffic at all times, regardless of the circumstances. Parking and driving vehicles on turf areas and pathways must be minimized.

5.18 Storage on NCC Lands

No material, vehicle or Equipment shall be stored on NCC Lands included in this Contract without prior NCC approval. No fuel storage tanks are permitted on NCC property without prior written consent from the NCC.

5.19 Signage Supplied by the Contractor

The Contractor covenants and agrees to comply with any regulations, by-laws or policies of the NCC dealing with the provision of signs on lands belonging to the NCC or for which the NCC is responsible. The Contractor shall produce and use only signage that has been approved by the NCC.

5.20 Material Specifications

All materials required for the Contract are the responsibility of the Contractor and must respect all material standards and guidelines of this Contract. All materials and parts supplied by the Contractor must be new and conform to applicable standards of Canada Government Standards Board, Standards Council of Canada, Canadian Standards Association (CSA), Underwriters Laboratory of Canada (ULC), National Building Code and the "NCC Standard Drawings and Details" dated December 2008. The Contractor shall not use an alternate type or lower quality material on any given site, nor shall the Contractor mix the type or quality of materials on any site.

5.20.1 Handling Charges and Substitutions

When materials (Components) are purchased by the Contractor for the sole purpose of performing Additional Services or VOR which have been requested and approved by the NCC, the Contractor may add a maximum 15% materials handling charge to the cost of such materials. Labour, subcontractors, Materials, parts, Components and Consumables for which the Contractor is responsible by virtue of other sections of this Contract shall not be subject to material handling charges of any kind. Labour costs (including those of any sub-contractors) shall not be subject to material handling charges of any kind unless preapproved by the NCC. When the Contractor is unable to supply materials and equipment

identical to those specified or being replaced, the Contractor shall present samples to the NCC for prior approval.

6 Maintenance Specifications

The Contractor agrees to use best practices in compliance with the Terms and Conditions of this Contract and with Applicable laws in effect during the Term. The Contractor agrees to take or have taken, any steps required to fulfill his/her obligations under this Contract and to always consider and comply with the terms of this Contract, completely and faithfully.

The operation and Maintenance specifications in this section are intended to be read and applied in conjunction with the Asset inventory sheets (0) and the maps (0). Together, these documents provide the necessary information for the creation and eventual application of a more detailed Maintenance management plan. The Contractor will ensure he or she provides the services and achieves the outcomes described in the Contract even though individual tasks may or may not be specifically mentioned or identified but are required to provide the totality of the services requested and meet all the operational objectives identified.

The NFPA 70B and the CSA Z463-18 are specifically cited to illustrate the minimum requirements expected by the NCC. Though certain tasks may be grouped together, such groupings may be arbitrary from an operational perspective. The groupings are meant to facilitate the drafting of the SOW and not necessarily to dictate the sequence or extent of Maintenance tasks.

The Contractor shall perform the Maintenance Works described in this Article and those to which reference may be made in other Articles. The NCC shall be responsible for the remainder of the Maintenance Work not entrusted to the Contractor. The Contractor shall supply all Consumables required to perform the tasks described herein. In all cases where a deficiency requires action by the Contractor, dealing with the deficiency means taking reasonable steps to protect the public, including making immediate, permanent or temporary repairs (as may be required by the Object) and alerting the NCC.

The electrical Maintenance program consists of four (4) parts:

- Specialized testing (6.2).
- Preventive Maintenance (6.3).
- Reactive Maintenance (6.4).
- Reports and records (6.5).

6.1 Personnel

The Contractor shall ensure that he/she is able to demonstrate at any time to the NCC that he/she is in compliance with the qualification and experience requirements herein by providing any and all proof required. Any Employee hired by the Contractor will be relieved of his/her duties and immediately replaced by the Contractor, if in the opinion of the NCC, this Employee is unqualified or is acting in a manner contrary to the best interests of the NCC or if the Employee does not meet the requirements stated Herein. The Contractor shall qualify for and maintain full participation in the Electrical Safety Authority's Authorized Contractor Program.

Electric Maintenance Services

Furthermore, any Work to be performed by the Contractor must be done in accordance with the art of the trade and must follow any and all guidelines, requirements and specifications as set out by such trade. The Contractor will operate in accordance with all Federal, Provincial and Municipal codes and standards. In the event of conflict between any provisions of the above authorities, the most stringent provision shall apply.

6.2 Specialized Testing

When the services of a testing organization are required, it shall be an entity regularly engaged in the testing of electrical equipment devices, installations, and Systems which can perform testing, provide reports and supply unbiased opinions and recommendations.

- Technicians shall be certified in accordance with ANSI/NETA ETT, Standard for Certification of Electrical Testing Personnel.
- Each on-site crew leader shall hold a current certification, Level III or higher, in electrical testing, and minimum three (3) Years’ experience in electrical testing, inspection and Maintenance.
- The Testing Organization shall qualify for and maintain full participation in the Electrical Safety Authority’s Authorized Contractor Program.
- Technicians performing the electrical tests and inspections shall be trained and experienced in the apparatus and Systems being evaluated. These individuals shall be capable of conducting the tests in a safe manner and with complete knowledge of the hazards involved. They must evaluate the test data and make a judgment on the continued serviceability or non-serviceability of the specific equipment.
- The Testing/Inspection Contractor shall submit appropriate documentation to demonstrate that it satisfactorily complies with these requirements. The documentation shall include as a minimum:
 - Company: accreditation, testing organization membership(s): Years’ experience and at least three (3) similar representative projects.
 - Technicians: Proof of accreditation and confirmation of experience and at least three (3) similar representative projects.

6.3 Preventive Maintenance

Preventive Maintenance will occur on a rotating schedule, performed every Year on approximately one third (1/3) of the Asset inventory (see below). Which Assets, the sequence and the specific dates and times for Preventive Maintenance activities by the Contractor will be agreed upon in advance between the NCC and the Contractor.

	Total Asset inventory	Percentage visited each Year of the Term	
Pedestals	74	30%	22
Kiosks	71	30%	21
Rooms	7	100%	7
	152		51

Electric Maintenance Services

The Contractor shall perform Maintenance recommended by the manufacturer or required by codes and as a minimum, as described in the NFPA 70B and/or CSA Z463-18, as applicable to each electrical Asset, Component or System. The Contractor shall also submit as per 6.5.

6.3.1 Resulting Work (VOR)

When Work and/or specialized testing is recommended by the Contractor following a regular Preventive Maintenance intervention, the timing and extent of any follow up shall be jointly assessed by the Contractor and the NCC. Based on that assessment the Contractor shall then, in a timely manner:

- Produce and communicate to the NCC a written estimate for the Work and/or specialized testing that may be necessary.
- Assign resources to perform the Work approved by the NCC within a reasonable time frame.

6.4 Reactive Maintenance

The Contractor shall provide a dedicated telephone line to respond to all calls from the NCC. The Contractor's telephone line must be a "direct to technician" service on Business Days, during Business Hours. An answering service or voicemail system must be active outside of the aforementioned hours. The telephone number shall remain the same for the duration of the Term of this Contract and shall be given to the NCC Call Centre.

Where the emergency intervention requires an onsite assessment by the Contractor, the following response time shall apply:

- Onsite response and assessment no later than 1200 (noon) the following Business Day, unless a greater delay has been approved by the NCC.

6.4.1 Resulting Work (VOR)

All Reactive Maintenance interventions are, by their very nature, VOR (see 5.12). The urgency of Work resulting from an emergency intervention shall be jointly assessed by the Contractor and the NCC. The Contractor shall then, in a timely manner:

- Produce and communicate to the NCC an estimate for the Work that may be necessary. Verbal estimates are acceptable only in extremely rare cases.
- Assign resources to perform the Work within a time frame that is commensurate with the urgency of the situation, as previously assessed by the NCC and the Contractor.

6.5 Reports and Records

The Contractor will provide reports to the NCC, detailing all activities conducted, issues identified, and actions taken. The Contractor shall keep and maintain at the head or branch office of the Contractor full and complete information, data and records of its activities related to the management and operation of the Subject Matter. All information, data, records and schedules prepared by the Contractor during the Term in relation to the Subject Matter, and all reports of same shall be the property of the NCC. The NCC shall have the unrestricted right to access all such information, data, records and reports during the Term and thereafter. The information, data, records and reports contemplated herein shall isolate those activities and financial transactions related to the management and operation of the Subject Matter under this Contract from any other activities and financial transactions involving the Contractor.

Electric Maintenance Services

Following the completion of the Yearly Preventive Maintenance (6.3), the Contractor shall submit to the NCC, no later than July 1st of each Year, a report containing the following:

- Date, time, name of personnel, location, NCC Asset number, etc.
- In the form of a check list, detail the activities conducted, issues identified, and Preventive Maintenance tasks performed.
- Give observations, opinions and recommendations that enable the NCC and the Contractor to prioritize, plan and execute additional Work (VOR) from July to November of each Year.
- Include geo-located, time stamped photos to support observations and to show the Work performed.

6.6 Invoicing

The Contractor shall invoice the NCC on June 1st and July 15th for the fixed-fee items (6.3 and 6.5). All other Work shall be invoiced within thirty (30) days of substantial completion. Invoices must be detailed and complete.

6.7 Fuel Consumption

The Contractor shall track monthly fuel consumption for fleet vehicles and other motorized Equipment, including gasoline, diesel, biodiesel, ethanol, propane and compressed natural gas. Contractors shall fill out and submit a fuel consumption report to the NCC at the end of each Year of the Term.

6.8 Vehicles

The Contractor shall provide all vehicles required to fulfill the contractual obligations of this Contract. This includes any vehicles required for transportation purposes and/or for providing Maintenance services as requested in this Contract. The Contractor shall assume all risks inherent to the use of general or specialized vehicles. All vehicles used by the Contractor shall be kept in a clean and presentable condition and shall meet all provincial safety standards. The company name shall be prominently displayed on all vehicles (including personal vehicles used on Contract related business). Use of off-road motor vehicles is permitted exclusively to carry out the Contractor's contractual responsibilities. No vehicles may be used by the Contractor or anyone acting on his behalf for recreational purposes or any other purposes not required by this Contract. Off-road vehicles will be used with care and respect for both the natural resources and visitors' desire of a recreational experience in a natural environment.

To the extent possible the Contractor will avoid unnecessary idling of vehicles which can result in the creation of greenhouse gases (refer to municipal by-laws). When replacing fleet vehicles, the NCC encourages the Contractor to select energy efficient and environmentally responsible Equipment (electric vehicles, small pick-ups, 4-stroke motors, alternate fuels, etc.).

6.8.1 Use of Vehicles on Pathways

Contractors are expected to use the smallest and most energy efficient vehicles suitable to the task when accessing the pathway/trail network. The maximum vehicle speed on Pathways and trails is 15 km/hr. Where visibility or sightlines are limited, the maximum speed is 5 km/hr. Contractor's vehicles must engage the 4-way emergency flashers while travelling on Pathways; operators will sound the horn as they enter any bend in the pathway with limited visibility of oncoming traffic. Contractor's vehicles

must yield to pedestrian and cycling traffic at all times, regardless of the circumstances. Parking and driving vehicles on turf areas and pathways must be minimized.

7 Appendices

7.1 General Safety

- 1) In accepting this contract, the Contractor agrees to assume all of the responsibilities that normally fall to the principal contractor and the employer under the Ontario Occupational Health and Safety Act (OHSA) and Quebec Act Respecting Occupational Health and Safety.
- 2) The Contractor shall manage its activities so as to ensure that the health and safety of its employees, the occupants of the building or facility and the public as well as the protection of the environment always take precedence over cost and scheduling concerns. Further, the Contractor shall meet all of the requirements of these specifications.
- 3) The Contractor shall comply at all times with the provisions of the Act Respecting Occupational Health and Safety, the Safety Code for the Construction Industry and the Regulation Respecting Occupational Health and Safety as applicable.
- 4) The Contractor shall perform all work in accordance with the latest editions of the National Fire Code of Canada, the National Building Code of Canada and the Canadian Electrical Code, and any other applicable codes or standards.
- 5) The Contractor shall submit to NCC a prevention program specific to any activities the Contractor is likely to carry out at least ten (10) days prior to the start of work. The Contractor shall thereafter update the prevention program if the work proceeds differently than initially planned. NCC may, after receiving the program and at any time during the work, require that the program be amended or augmented to better reflect actual worksite conditions. The Contractor shall then make the necessary changes prior to the start of work.

The program shall be based on the risks identified and shall take into account the information and requirements contained in these specifications. The program shall remain in force throughout the term of the contract and shall satisfy the following requirements:

- Include the company's policy on health and safety;
 - Include an organization chart of health and safety responsibilities;
 - Identify the risks specific to each category of tasks to be performed in the execution of the contract and the corresponding preventive measures, based on regulatory requirements;
 - Identify the person responsible for implementing the preventive measures;
 - Take into account risks that may affect the health and safety of workers, occupants of the building or facility, and the public;
 - Include first aid and emergency response standards;
 - Include a procedure in case of accident;
 - Include any repair tasks that may be assigned under this contract;
 - Include a written undertaking from all parties to adhere to the prevention program.
- 6) The Contractor shall ensure that the materials, equipment, tools and protective equipment used to perform the work are maintained and kept in good condition. Any equipment, tools or protective equipment that cannot be installed or used without compromising the health and safety of workers

Electric Maintenance Services

or of the public is deemed unsuitable for the purposes of the work. NCC reserves the right to prohibit the use of equipment or tools deemed to be dangerous, defective or inappropriate.

- 7) The Contractor shall ensure that its workers have received the training and information needed to perform their tasks safely and that all necessary tools and protective equipment are available, in compliance with the applicable standards, statutes and regulations, and that they are used.
- 8) The Contractor shall take such measures as are needed to enforce and ensure compliance with the health and safety requirements set out in the contract documents, provincial regulations, applicable standards and the prevention program specific to the work.

Regardless of the number of workers assigned to the work, the Contractor shall designate a person to act as workplace health and safety officer and give that person the authority to order work stopped or resumed when the person deems such action to be necessary for health and safety reasons.

- 9) Without limiting the scope of the preceding section, the NCC may at any time order that work be stopped if the Authority believes there is a hazard or risk to the health and safety of the employees assigned to the work, the public or the environment.

The Contractor shall take such measures as are needed to ensure effective communication of health and safety information. Upon arrival at the worksite, all workers shall be informed of the details of the prevention program and of their obligations and rights. The Contractor shall maintain a log of information provided and obtain the signature of every worker who is given the information.

The Contractor shall inform its workers that they have the right to refuse any work that poses a risk to their health or safety.

- 10) The Contractor shall promptly take all necessary measures to correct instances of non-compliance with statutes and regulations and hazardous situations identified by a government inspector, by the NCC or by the NCC Health and Safety Coordinator or in the course of a periodic inspection. Written confirmation of all measures taken shall be submitted to the NCC to correct non-compliance or hazardous situations.
- 11) The Contractor agrees to comply with first aid and emergency response standards in accordance with the applicable policies and regulations and any other clause of these specifications.
- 12) The Contractor shall mark off and control access to the work area and install barricades as needed.
- 13) The Contractor shall take such measures as are necessary to keep the workplace clean and orderly throughout the work and shall ensure that at the end of each workday, the workplace is free of any hazards.
- 14) When a worker works alone in an isolated place where it is impossible to call for help, the Contractor shall identify the risks related to the situation and provide the NCC Technical Authority with a procedure for preventing those risks and quickly getting help in an emergency.
- 15) Where a hazard not identified in the specifications arises as a result of or in the course of the work, the Contractor shall stop the work immediately, implement temporary protective measures for the workers and the public, and notify the NCC orally and in writing. The Contractor shall then submit the necessary changes for approval before proceeding with the prevention program to ensure that work can resume safely.

Electric Maintenance Services

- 16) In the event of an incident, the Contractor shall take such measures as are needed, including stoppage of work, to ensure the health and safety of workers and the public and shall contact the Technical Authority promptly.
- 17) Subcontracting is not permitted unless approved in writing by the NCC. In making a decision, the NCC will consider the subcontractor's ability to meet these requirements.
- 18) On the worksite, the Contractor shall consider the following conditions when developing a safe work plan:

If the Contractor is asked to do work near a body of water or holding tank, the Contractor shall indicate in its prevention program the measures to be taken to prevent the risk of drowning, electric shock and electrocution.

If the Contractor is asked to do work at heights in the building, the Contractor shall indicate in its prevention program the measures to be taken for work at heights.

If the Contractor is asked to inspect or check electrical rooms, the Contractor shall indicate in its prevention program the measures it plans to take to protect people in those areas.

If the Contractor is asked to do work in confined spaces, the Contractor shall include in its prevention program the measures it intends to take when working in these areas.

7.2 Work Environment and Knowns Risks

The tasks required under this Contract are performed on a vast urban territory that includes pathways, parkways, roads, parks and natural spaces. It is in this environment that the Contractor's employees must work, in remote or isolated places and in difficult climatic conditions (namely extreme heat or cold) using specialized equipment. The Contractor shall ensure that its Employees possess the aptitudes/experience, protective clothing, tools and Equipment to allow them to perform the tasks assigned to them. The Contractor shall provide its employees with appropriate communication equipment. The Contractor shall inform its Employees about known or foreseeable risks inherent in the tasks assigned to them and establish the necessary control measures.

As part of this Contract, the following is a list of activities representing known and/or foreseeable inherent risks associated with the typical Work performed on the Lands:

- Working with electrical, mechanical, water systems (electrocution, burns, being crushed, etc.);
- Working near contaminated waste such as animal excrement, syringes and condoms (infection, disease, etc.);
- Working in difficult climatic conditions (sunstroke, dehydration, hypothermia, sunburn, chilblains, etc.);
- Working in confined spaces (harmful gas, asphyxia, explosion, etc.);
- Working during snowstorms or other types of storms (skidding, falling, being dragged, being struck by a falling object, etc.);
- Working with or in proximity to mechanical devices and/or motorized vehicles (injury, cuts, laceration, deafness, asphyxia due to inhaling harmful gases, etc.);
- Working with electrical equipment (injuries, cuts, lacerations, hearing loss, electrocution, etc.);
- Walking on rugged terrain (falls, dislocations, fractures, etc.);
- Insect or animal bites (injuries, allergic/immune reactions or to toxins, rabies, West Nile virus, encephalitis, etc.);

Electric Maintenance Services

- Reaction to plant allergens and toxins (hay fever, poison ivy, mould, Western poison oak, etc.);

7.3 Description of Assets

Kiosk-Pedestal-List-2024.xlsx

2024-04-09

Operations and Maintenance

Zone	Location - Emplacement	Type	Identification	Description of Asset	Description des biens
The core / Le coeur	Major's Hill Park / Parc Major's Hill	Room / Pièce	DC1	1x Main breaker panel, 400A, 600V 1x Transformer, 225kVA, 600-120/208Y 1x Transformer, 225kVA 1x Distribution panel, 1200A, 120/208V, 3P-4W 7x Breaker, 3 pole 6x Breaker, 2 pole 1x Breaker, 1 pole 2x Distribution panel, 600A, 120/208V, 3P-4W with Breakers, 15A, 240V, 1 pole, 1P-2W 1x Switches	1x panneau de disjoncteurs principal de 400A, 600V 1x transformateur de 225kVA, 600-120/208Y 1x transformateur de 225kVA 1x panneau de distribution de 1200A, 120/208V, 3P-4W 7x disjoncteurs, tripolaires 6x disjoncteurs, bipolaires 1x disjoncteur, unipolaire 2x panneau de distribution de 600A, 120/208V, 3P-4W avec disjoncteurs de 15A, 240V, unipolaires, 1P-2W 1x interrupteur
The core / Le coeur	Major's Hill Park / Parc Major's Hill	Room / Pièce	DC2	1x Main disconnect, 400A, 600V, 3P-4W, 3 pole 1x Transformer, 300 kVA, 600-120/208V 1x Panelboard, 800A, 120/208V, 3P-4W 10x Breaker, 3 pole 10x Breaker, 2 pole 1x Panelboard, 225A, 120/208V with Breakers, 1P-2W, 1 pole 1x Panelboard, 400A, 120/208V with Breakers, 1P-2W, 1 pole 1x Panelboard, 225A, 120/208V with Breakers, 1P-2W, 1 pole 1x Contactor, 100A, 120/208V, 3 pole 1x Contactor, 200A, 120/208V, 3 pole	1x sectionneur principal, 400 A, 600 V, régime triphasé, 4 fils, tripolaire 1x transformateur, 300 kVA, 600-120/208 V 1x tableau de distribution, 800 A, 120/208 V, régime triphasé, 4 fils 10x disjoncteurs, tripolaires 10x disjoncteurs, bipolaires 1x tableau de distribution, 225 A, 120/208 V avec disjoncteurs à régime monophasé, 2 fils, unipolaires 1x tableau de distribution, 400 A, 120/208 V avec disjoncteurs à régime monophasé, 2 fils, unipolaires 1x tableau de distribution, 225 A, 120/208 V avec disjoncteurs à régime monophasé, 2 fils, unipolaires 1x contacteur, 100 A, 120/208 V, tripolaire 1x contacteur, 200 A, 120/208 V, tripolaire
Eastern / L'est	Lady Grey Drive - Promenade Lady Grey	Kiosk / Kiosque	K113	1x Hydro meter 2x Disconnect, 100A, 250V 1x Disconnect, 60A, 120/250V	1x compteur 2x sectionneurs 100A, 250V 1x sectionneur 60A, 120/250V

Zone	Location - Emplacement	Type	Identification	Description of Asset	Description des biens
Eastern / L'est	Rideau Falls and Green Island Park / Les chutes Rideau et le Parc de l'île verte	Kiosk / Kiosque	K118	2x GFI duplex 1x Timer 1x Lighting contactor 2x Photocell 1x Hubbell receptacle 100A, 3P-4W	2x prises disjoncteur différentiel (GFI) 1x minuterie 1x contacteur pour éclairage 2x cellule photoélectrique 1x réceptacle type Hubbell de 100A, 3P-4W
Eastern / L'est	Rideau Falls (NRC building) / Les chutes Rideau (bâtisse du CNR)	Kiosk / Kiosque	K122	2x Hubbell receptacle 100A, 3P-4W	2x réceptacle type Hubbell de 100A, 3P-4W
Eastern / L'est	Rockcliffe Park / Parc Rockcliffe	Kiosk / Kiosque	K148	225A, 120/208V, 3P-4W, breakers 2x30A, 2x20A, 20x15A	225A, 120/208V, 3P-4W, disjoncteurs 2x30A, 2x20A, 20x15A
Eastern / L'est	Rockcliffe Park / Parc Rockcliffe	Kiosk / Kiosque	K149	1x Splitter, 600V, 3P-4W, 125A 2x Splitter, 600V, 3P 5x Fused Disconnect, 600V, 30A 2x Fused Disconnect, 240V, 60A 1x Splitter 120/208V, 3P-4W 1x Pump alarm/auto-dialer/alarm system 1x Breaker panel, 240V, 100A, 3P-3/4W, 6x15A 1x Breaker panel, 240V, 225A, 3P-3/4W, 15x15A, 3x70A, 2x50A 2x 30 kVA Transformer, 600V-3P 1x Receptacle, in use by alarm system, 120V 1x Pump contactor 1x GF annunciator	1x répartiteur 600V, 3P-4W, 125A 2x répartiteurs 600V, 3P 5x sectionneurs à fusibles 600V, 30A 2x sectionneurs à fusibles 240V, 60A 1x répartiteur 120/208V, 3P-4W 1x système d'alarme pour pompe avec composition de numéro de téléphone automatique 1x panneau disjoncteurs 240V, 100A, 3P-3/4W, 6x15A 1x panneau disjoncteurs 240V, 225A, 3P-3/4W, 15x15A, 3x70A, 2x50A 2x transformateurs 30 kVA, 600V-3P 1x prise électrique qui alimente le système d'alarme 1x contacteur de pompe 1x protection contre les fuites à la terre avec anonciateur
Rideau Canal / Canal Rideau	Pattersons Creek / Ruisseau Patterson	Kiosk / Kiosque	K201	1x Breaker panel, 400A, 120/240V, 1P-3W: 28x15A, 8x20A, 2x30A, 6x100A, 2x40A 1x Duplex receptacle 1x Alarm system 1x Timer 1x Hydro meter 1x Inline water heater 1x Hubbell receptacle 100A, 3P-4W	1x panneau de disjoncteurs de 400A, 120/240V, 1P-3W : 28x15A, 8x20A, 2x30A, 6x100A, 2x40A 1x réceptacle duplex 1x système d'alarme 1x minuterie 1x compteur d'électricité 1x chauffe-eau en ligne 1x réceptacle type Hubbell de 100A, 3P-4W

Zone	Location - Emplacement	Type	Identification	Description of Asset	Description des biens
Rideau Canal / Canal Rideau	Dow's Lake Pavilion / Pavillon du Lac Dow	Kiosk / Kiosque	K203	No details / Sans détail	No details / Sans détail
Rideau Canal / Canal Rideau	Commissioners Park / Parc des Commissaires	Kiosk / Kiosque	K211	No details / Sans détail	No details / Sans détail
Rideau Canal / Canal Rideau	Bronson Avenue / Avenue Bronson	Kiosk / Kiosque	K222	1x Hydro meter 1x Breaker panel, unidentified 1x Disconnect, 100A, 120/240V 2x 100A Hubbell receptacles (4 wire)	1x compteur d'électricité 1x panneau de disjoncteurs, non-identifié 1x sectionneur de 100A, 120/240V 2x réceptacle type Hubbell de 100A (4-fil)

Zone	Location - Emplacement	Type	Identification	Description of Asset	Description des biens
Rideau Canal / Canal Rideau	Bronson Avenue / Avenue Bronson	Kiosk / Kiosque	K223	<p>Side 1:</p> <p>GFI duplex receptacle on exterior</p> <p>2x Transformer, 100kVA, 1P, 600V</p> <p>1x Breaker panel, 225A, 347/600V: 6x40A</p> <p>1x Breaker panel, 100A, 120/240V, 3P-4W: 10x15A, 1x100A</p> <p>1x Splitter, 600V, 125A, 3P-4W</p> <p>1x Disconnect, 400A</p> <p>1x junction box</p> <p>Side 2:</p> <p>1x Disconnect, 400A</p> <p>1x Junction box</p> <p>2x Hydro meters</p> <p>1x Lighting contactor</p> <p>1x Timer</p> <p>1x Splitter, no information posted</p> <p>1x Breaker Panel, 225A, 347/600V, 3P-4W: 4x40A</p> <p>1x Splitter, 225A, 3P-3W</p> <p>1x Disconnect, 200A, 240V</p> <p>1x Disconnect, 100A</p> <p>1x Disconnect, 60A</p> <p>2x Hydro meter</p> <p>2x Lighting contactor</p> <p>1x Breaker panel, 150A, 240V, 1P-3W: 6x15A, 6x20A</p> <p>1x Breaker panel, 150A, 240V, 1P-3W: 12x15A</p>	<p>Côté 1 :</p> <p>Réceptacle duplex type GFI monté à l'extérieur</p> <p>2x transformateur de 100kVA, 1P, 600V</p> <p>1x panneau de disjoncteurs de 225A, 347/600V : 6x40A</p> <p>1x panneau de disjoncteurs de 100A, 120/240V, 3P-4W : 10x15A, 1x100A</p> <p>1x répartiteur de 600V, 125A, 3P-4W</p> <p>1x sectionneur de 400A</p> <p>1x boîte de jonction</p> <p>Côté 2 :</p> <p>1x sectionneur de 400A</p> <p>1x boîte de jonction</p> <p>2x compteur d'électricité</p> <p>1x contracteur d'allumage</p> <p>1x minuterie</p> <p>1x répartiteur, aucune information</p> <p>1x panneau de disjoncteurs de 225A, 347/600V, 3P-4W : 4x40A</p> <p>1x répartiteur de 225A, 3P-3W</p> <p>1x sectionneur de 200A, 240V</p> <p>1x sectionneur de 100A</p> <p>1x sectionneur de 60A</p> <p>2x compteur d'électricité</p> <p>2x contacteur d'allumage</p> <p>1x panneau de disjoncteurs de 150A, 240V, 1P-3W : 6x15A, 6x20A</p> <p>1x panneau de disjoncteurs de 150A, 240V, 1P-3W : 12x15A</p>
Rideau Canal / Canal Rideau	Dow's Lake / Lac Dow	Kiosk / Kiosque	K226	2x Hubbell receptacle 100A, 3P-4W	2x réceptacle type Hubbell de 100A, 3P-4W

Zone	Location - Emplacement	Type	Identification	Description of Asset	Description des biens
Rideau Canal / Canal Rideau	Bank Street / rue Bank	Kiosk / Kiosque	K227	1x Transformer contactor 1x Transformer, 208A, 240V, 50kVA 1x Breaker panel, locked, unable to access as of 05-26-10 1x Transformer contactor panel and disconnect, 250A: 3x15A 2x Hydro meter 1x Lighting contactor 1x Disconnect, 60A 1x Breaker Panel, 225A, 120/240V: 8x15A	1x contacteur de transformateur 1x transformateur de 208A, 240V, 50kVA 1x panneau de disjoncteurs, fermé 1x panneau contacteur de transformateur et sectionneur de 250A : 3x15A 2x compteurs 1x contacteur d'allumage 1x sectionneur de 60A 1x panneau de disjoncteurs de 225A, 120/240V : 8x15A

Zone	Location - Emplacement	Type	Identification	Description of Asset	Description des biens
Rideau Canal / Canal Rideau	Third Avenue / Troisième avenue	Kiosk / Kiosque	K233	Side 1: 2x Hydro meters 1x Lighting contactor 1x Splitter, 200A, 600V 2x Twist-lock marine receptacles 1x Breaker panel, 100A: 2x20A, 5x15A 1x Breaker panel, 400A, 120/208V, 3P-4W: 16x100A, 6x30A, 3x15A Side 2: 1x Disconnect, 400A 2x Disconnect, 60A, 240V, 3P 1x Disconnect, 400A, 240V, 3P 1x Heating contactor 1x Breaker Panel, 100A 1x Disconnect and Breaker Panel, 100A, 120/240V, 18kA I.C., 1P-3W 1x Hydro meter 1x Lighting contactor 1x Breaker box, 15A 1x Irrigation control 1x Hydro meter 1x Lighting contactor 1x Breaker panel, 100A: 1x40A, 1x20A, 1x15A 2x 100A Hubbell receptacles (4 wire) Exterior: 1x 100A Hubbell receptacle	Côté 1 : 2x compteur d'électricité 1x contacteur d'allumage 1x répartiteur de 200A, 600V 2x réceptacle type marine Twist-lock 1x panneau de disjoncteurs de 100A : 2x20A, 5x15A 1x panneau de disjoncteurs de 400A, 120/208V, 3P-4W : 16x100A, 6x30A, 3x15A Côté 2 : 1x sectionneur de 400A 2x sectionneur de 60A, 240V, 3P 1x sectionneur de 400A, 240V, 3P 1x contacteur de chauffage 1x panneau de disjoncteurs de 100A 1x sectionneur et panneau de disjoncteurs de 100A, 120/240V, 18kA I.C., 1P-3W 1x compteur d'électricité 1x contacteur d'allumage 1x boîte de disjoncteurs de 15A 1x commande d'irrigation 1x compteur d'électricité 1x contacteur d'allumage 1x panneau de disjoncteurs de 100A : 1x40A, 1x20A, 1x15A 2x réceptacle type Hubbell de 100A (4-fil) Extérieur : 1x réceptacle type Hubbell de 100A
Rideau Canal / Canal Rideau	Pretoria Bridge / Pont Pretoria	Kiosk / Kiosque	K234	1x Disconnect, 100A, 120/240V, 1P-3W 1x Breaker Panel, 100A, 120/240V, 1P-3W: 1x30A, 9x15A 1x Hydro meter 1x Lighting contactor 1x Hydro meter 1x Lighting contactor 1x Breaker Panel, 100A: 3x15A, 1x20A, 2x40A	1x sectionneur de 100A, 120/240V, 1P-3W 1x panneau de disjoncteurs de 100A, 120/240V, 1P-3W : 1x30A, 9x15A 1x compteur d'électricité 1x contacteur d'allumage 1x compteur d'électricité 1x contacteur d'allumage 1x panneau de disjoncteurs de 100A : 3x15A, 1x20A, 2x40A

Zone	Location - Emplacement	Type	Identification	Description of Asset	Description des biens
Rideau Canal / Canal Rideau	Torrington Place / Place Torrington	Kiosk / Kiosque	K238	1x Breaker panel, 100A, 120/240V, 1P-3W: 6x20A, 1x30A 1x Disconnect, 100A 1x Hydro meter 1x Lighting contactor	1x panneau de disjoncteurs de 100A, 120/240V, 1P-3W : 6x20A, 1x30A 1x sectionneur de 100A 1x compteur d'électricité 1x contacteur d'allumage
Rideau Canal / Canal Rideau	Hogs Back / Hogs Back	Kiosk / Kiosque	K239	1x Fused disconnect, 100A 1x Breaker Panel, 100A, 120/240V, 1P-3W: 4x20A 1x Hydro meter 1x Lighting contactor	1x sectionneur à fusibles de 100A 1x panneau de disjoncteurs de 100A, 120/240V, 1P-3W : 4x20A 1x compteur d'électricité 1x contacteur d'allumage
Rideau Canal / Canal Rideau	Heron Road / Chemin Heron	Kiosk / Kiosque	K240	1x Hydro meter 1x Lighting contactor 1x Fused disconnect, 100A, 240V 1x Breaker panel, 100A, 120/240V, 1P-3W, 3x20A, 1x30A switches	1x compteur d'électricité 1x contacteur d'allumage 1x sectionneur à fusibles de 100A, 240V 1x panneau de disjoncteurs de 100A, 120/240V, 1P-3W : 3x20A, 1x30A interrupteurs
Rideau Canal / Canal Rideau	Library Road / Chemin Library	Kiosk / Kiosque	K241	1x Hydro meter 1x Lighting contactor 1x Fused Disconnect, 100A, 240V 1x Breaker panel, 100A, 120/240V, 1P-3W	1x compteur 1x contacteur d'allumage 1x sectionneur à fusibles de 100A, 240V 1x panneau de disjoncteurs de 100A, 120/240V, 1P-3W
Rideau Canal / Canal Rideau	Bronson Avenue / Avenue Bronson	Kiosk / Kiosque	K242	1x Disconnect, 600A-600AF, 120/240V 1x Meter 1x Splitter 1x Breaker panel, 600A, 120/240V 1x Transformer, 100kVA, 1-P, 240-600V 1x Contactor 1x Lighting panel, 100A, 120/240V	1x sectionneur de 600A-600AF, 120/240V 1x compteur 1x répartiteur 1x panneau de disjoncteurs de 600A, 120/240V 1x transformateur de 100kVA, 1-P, 240-600V 1x contacteur 1x panneau d'allumage de 100A, 120/240V
Rideau Canal / Canal Rideau	Bronson Avenue / Avenue Bronson	Kiosk / Kiosque	K244	4x 60A Hubbell outlets on exterior 1x Disconnect, 400A 1x Hydro meter 1x Breaker Panel, 400A, 120/240V, 1P-3W: 5x100A, 1x15A	2x réceptacle type Hubbell de 60A à l'extérieur 1x sectionneur de 400A 1x compteur d'électricité 1x panneau de disjoncteurs de 400A, 120/240V, 1P-3W : 5x100A, 1x15A

Zone	Location - Emplacement	Type	Identification	Description of Asset	Description des biens
Rideau Canal / Canal Rideau	Torrington Place / Place Torrington	Kiosk / Kiosque	K245	1x Breaker, 100A, 240V 1x Meter 1x Contactor 1x Breaker panel, 100A, 120/240V, 12 pole, 1P-3W	1x disjoncteur de 100A, 240V 1x compteur 1x contacteur 1x panneau de disjoncteurs de 100A, 120/240V, 12 pôles, 1P-3W
Rideau Canal / Canal Rideau	Torrington Place / Place Torrington	Kiosk / Kiosque	K246	1x Disconnect, 100A 1x Breaker Panel, 100A, 120/240V, 1P-3W: 7x20A, 1x15A 1x Hydro Meter 1x Lighting contactor 1x Disconnect, 60A, 120/240V 1x Rain sensor (Hunter Pro-C)	1x sectionneur de 100A 1x panneau de disjoncteurs de 100A, 120/240V, 1P-3W : 7x20A, 1x15A 1x compteur d'électricité 1x contacteur d'allumage 1x sectionneur de 60A, 120/240V 1x capteur de pluie (Hunter Pro-C)
Rideau Canal / Canal Rideau	Pig Island - l'île Pig	Kiosk / Kiosque	K247	1x Hydro meter 1x Lighting Contactor 1x Disconnect, 175A 1x Breaker Panel, 200A, 120/240V, 1P-3W: 8x20A	1x compteur d'électricité 1x contacteur d'allumage 1x sectionneur de 175A 1x panneau de disjoncteurs de 200A, 120/240V, 1P-3W : 8x20A
Rideau Canal / Canal Rideau	Pig Island - l'île Pig	Kiosk / Kiosque	K248	Unable to access as of 05-25-10. On island. 1x Hydro meter 2x Hubbell receptacles on exterior	Aucun accès. 1x compteur d'électricité 2x réceptacle type Hubbell à l'extérieur
Rideau Canal / Canal Rideau	Queensway (417)	Kiosk / Kiosque	K251	1x Breaker panel, 100A, 120/240V, 1P-3W: 4x15A, 2x20A 1x Disconnect, 100A, 120/240V 1x Hydro meter 1x Lighting contactor	1x panneau de disjoncteurs de 100A, 120/240V, 1P-3W : 4x15A, 2x20A 1x sectionneur de 100A, 120/240V 1x compteur d'électricité 1x contacteur d'allumage

Zone	Location - Emplacement	Type	Identification	Description of Asset	Description des biens
Rideau Canal / Canal Rideau	Laurier Avenue / Avenue Laurier	Kiosk / Kiosque	K254	1x Disconnect, 100A, 240V 1x Breaker panel, 225A, 120/240V, 1P-3W: 4x30A, 6x15A 1x Lighting contactor 1x Hydro meter 1x Junction box Other side: 1x Hydro meter 1x Lighting contactor 1x Breaker panel 1x Disconnect, 60A 1x Disconnect, 100A	1x sectionneur de 100A, 240V 1x panneau de disjoncteurs de 225A, 120/240V, 1P-3W : 4x30A, 6x15A 1x contacteur d'allumage 1x compteur d'électricité 1x boîte de jonction Autre côté : 1x compteur d'électricité 1x contacteur d'allumage 1x panneau de disjoncteurs 1x sectionneur de 60A 1x sectionneur de 100A

Zone	Location - Emplacement	Type	Identification	Description of Asset	Description des biens
The core / Le coeur	Confederation Boulevard / Boulevard de la Confédération	Kiosk / Kiosque	K315	2x Camlok receptacles 1x Main breaker 1600A, 600V 3P4W 1x Panel 'P' 4x100A, 4x200A, 1x400A, 1x800A 4x Hydro meter 4x Duplex receptacle 1x Panel 'PA' 600A, 120/208V, 3P4W, 3x400A, 7x200A, 2x60A, 2x100A 5x Timer 2x Contactor – PC controlled 1x Panel 'D' 250A, 120/208V, 3P4W, 18x15A, 6x30A 1x Contactor Panel 'D1', 120/208V, 3P4W 1x Panel 'D1' 100A, 120/208V, 3P4W, 6x15A 1x Contactor Panel 'D2', 120/208V, 3P4W 1x Panel 'D2' 225A, 120/208V, 3P4W, 6x100A 1x Contactor Panel 'D3' 120/208V, 3P4W 1x Heavy Duty Safety Switch 1x 75kVA Transformer 208->600V 1x Contactor Panel 'F' 208/120V 3P4W 1x Contactor Panel 'K' 208/120V 3P4W 1x Contactor Panel 'KA' 208/120V 3P4W 1x Contactor Panel 'E' 208/120V 3P4W 1x Disconnect 200A, 250V, Panel 'E' fused 150A 1x Splitter 225A, 600V, 3W 1x Disconnect Panel 'C' 60A, 250V 1x Contactor Panel 'C' 120/208V 3P4W 1x Panel 'C' 120/208V, 100A, 3P4W, 26x15A 1x Heater 1x Panel 'H' 100A, 120/208V, 3P4W, 19x15A, 2x40A, 2x20A, 2x30A,3x50A 1x Switch	2x réceptacle Camlok 1x disjoncteur principal de 1600A, 600V, 3P4W 1x Panneau 'P' de 4x100A, 4x200A, 1x400A, 1x800A 4x Compteur d'hydro 4x Prise de courant double 1x Panneau 'PA' de 600A, 120/208V, 3P4W, 3x400A, 7x200A, 2x60A, 2x100A 5x minuterie 2x Contacteur – controle PC 1x Panneau 'D' de 250A, 120/208V, 3P4W, 18x15A, 6x30A 1x Panneau contacteur 'D1' de 120/208V, 3P4W 1x Panneau 'D1' de 100A, 120/208V, 3P4W, 6x15A 1x Panneau contacteur 'D2' de 120/208V, 3P4W 1x Panneau 'D2' de 225A, 120/208V, 3P4W, 6x100A 1x Panneau contacteur 'D3' de 120/208V, 3P4W 1x Comutateur de sécurité renforcé 1x Transformateur de 75kVA, 208->600V 1x Panneau contacteur 'F' de 208/120V 3P4W 1x Panneau contacteur 'K' de 208/120V 3P4W 1x Panneau contacteur 'KA' de 208/120V 3P4W 1x Panneau contacteur 'E' de 208/120V 3P4W 1x Sectionneur de 200A, 250V, Panneau 'E' fusibles 150A 1x Répartiteur de 225A, 600V, 3W 1x Panneau sectionneur 'C' de 60A, 250V 1x Panneau contacteur 'C' de 120/208V 3P4W 1x Panneau 'C' de 120/208V, 100A, 3P4W, 26x15A 1x Réchauffeur 1x Panneal 'H' de 100A, 120/208V, 3P4W, 19x15A, 2x40A, 2x20A, 2x30A,3x50A 1x Comutateur

Zone	Location - Emplacement	Type	Identification	Description of Asset	Description des biens
The core / Le coeur	Confederation Bouelvard / Boulevard de la Confédération	Kiosk / Kiosque	K320	1x Hydro meter 1x Main disconnect, 200A, 240V, 1P-3W, 22kA 1x Breaker panel, 24cct, 8x20A, 1x15A, 2x100A 1x Timer 1x Contactor 1x Photocell	1x compteur d'ectricite 1x sectionneur principal de 200A, 240V, 1P-3W, 22kA 1x panneau de disjoncteurs de 24cct, 8x20A, 1x15A, 2x100A 1x minuterie 1x contacteur 1x cellule photoélectrique
The core / Le coeur	Confederation Bouelvard / Boulevard de la Confédération	Kiosk / Kiosque	K321	1x Thermostat 1x Duplex receptacle 1x Main disconnect 1x Hydro meter 1x Lighting contactor 2x Breaker panel, 225A, 240V, 1P-2/3W 1x Timer 4x Quad receptacle	1x thermostat 1x prise de courant double 1x sectionneur principal 1x compteur 1x contacteur d'allumage 2x panneau de disjoncteurs de 225A, 240V, 1P-2/3W 1x minuterie 4x réceptacle quadruple

Zone	Location - Emplacement	Type	Identification	Description of Asset	Description des biens
The core / Le coeur	Confederation Boulevard / Boulevard de la Confédération	Kiosk / Kiosque	K327	1x Disconnect, 30A, 600V 1x Irrigation controls 1x Ventilation contactor 1x Ventilation fan 1x Breaker panel, 125A, 120/240V, 1P-3W 1x Quad receptacle 1x Transformer, 225kVA, 600-208/120V, 3P-4W 1x Transformer disconnect, 250A, 600V 1x splitter, 400A, 600V, 3P-3W 1x Hydro meter 1x disconnect, 400A, 347/600V, (Main) 1x Breaker panel, 200A, 208/120V, 3P-4W (Lighting) 1x Breaker panel, 200A, 208/120V, 3P-4W (receptacles) 1x Timer 1x Contactor (Lighting) 1x Contactor (Receptacles) 1x Panelboard, 800A, 208/120V, 3P-4W (P1) 1x Alarm system 1x Gas sensor alarm 2x Emergency exit signs 1x Battery pack with emergency light 5x Emergency lights 1x Server kiosk 27x Fluorescent strip lighting, 4'	1x sectionneur de 30A, 600V 1x controle d'irrigation 1x Contacteur d'aération 1x ventilateur d'aération 1x panneau de disjoncteurs de 125A, 120/240V, 1P-3W 1x réceptacle quadruple 1x transformateur de 225kVA, 600-208/120V, 3P-4W 1x sectionneur transformateur de 250A, 600V 1x répartiteur de 400A, 600V, 3P-3W 1x compteur d'électricité 1x sectionneur de 400A, 347/600V, (principal) 1x panneau de disjoncteurs de 200A, 208/120V, 3P-4W (lumière) 1x panneau de disjoncteurs de 200A, 208/120V, 3P-4W (connections) 1x minuterie 1x contacteur (lumière) 1x contacteur (connections) 1x panneau de distribution de 800A, 208/120V, 3P-4W (P1) 1x système d'alarme 1x alarme - capteur de gaz 2x enseigne de sortie d'urgence 1x bloc-piles avec illumination d'urgence 5x unite de lumières d'urgence 1x kiosk de service 27x éclairage fluorescent linéaire 4'
The core / Le coeur	Portage Bridge / Pont du Portage	Kiosk / Kiosque	K328	10x Wallpack 1x Disconnect, 70A, 600V	10x lumière monté sur le mur 1x sectionneur, 70A, 600V
The core / Le coeur	Garden of the Provinces and Territories / Jardin des provinces et des territoires	Kiosk / Kiosque	K330	2x Twist-lok receptacles 1x Light socket 1x Disconnect 1x junction box	2x réceptacle Twist-lok 1x douille 1x sectionneur 1x boîte de jonction

Zone	Location - Emplacement	Type	Identification	Description of Asset	Description des biens
The core / Le coeur	Garden of the Provinces and Territories / Jardin des provinces et des territoires	Kiosk / Kiosque	K331	1x Breaker panel 10x non-GFI receptacles	1x panneau de disjoncteurs 10x réceptacle non GIF
The core / Le coeur	Garden of the Provinces and Territories / Jardin des provinces et des territoires	Kiosk / Kiosque	K332	3x Low voltage transformer, 120-12/13/14V, 500W connected to in-fountain lighting 1x Low voltage transformer, 120-12/13/14V, 300W connected to in-fountain lighting 1x Water level sensor V, 3W for pump control	3x transformateur basse tension de 120-12/13/14V, 500W, connecté à l'éclairage au-fontaine 1x transformateur basse tension de 120-12/13/14V, 300W, connecté à l'éclairage au-fontaine 1x capteur de Niveau d'eau 'V' de 3W pour commande de pompe
The core / Le coeur	Garden of the Provinces and Territories / Jardin des provinces et des territoires	Kiosk / Kiosque	K333	1x Breaker panel, 400A, 208/120V, 3P-4W 2x Contactor, 100A 7x Contactor, 30A 2x timer 1x Transformer, 75kVA, 600-120/208V, 3P 2x Meter	1x panneau de disjoncteurs de 400A, 208/120V, 3P-4W 2x contacteur de 100A 7x contacteur de 30A 2x minuterie 1x transformateur de 75kVA, 600-120/208V, 3P 2x compteur
The core / Le coeur	LeBreton Riverfront / Rive des plaines LeBreton	Kiosk / Kiosque	K338	1x Breaker Panel, 70A, 2x15A, 2x30A breakers 1x Hydro meter 1x Lighting contactor 1x GFI duplex receptacle	1x tableau à disjoncteurs de 70A, 2 disjoncteurs de 15A, 2 disjoncteurs de 30A 1x compteur 1x contacteur d'éclairage 1x prise de courant double à disjoncteur de fuite à la terre

Zone	Location - Emplacement	Type	Identification	Description of Asset	Description des biens
The core / Le coeur	LeBreton Flats Park / Parc des plaines LeBreton	Kiosk / Kiosque	K339	2x Duplex receptacle 1x Meter, 600V, 600A, 3P-3W (DC-1) 1x Meter, 600V, 300A, 3P-3W (DC-2) 1x Transformer, 100VA, 12/24V 1x Emergency lighting pack 1x Hydro meter 2x Ventilation motor 1x Switchboard, 800A, 347/600V, 3P-4W, 25kA 1x Disconnect, 800A 1x ATS, 800A, 347/600V 1x Generator breaker, 800A, 347/600V 1x Breaker panel, 800A, 347/600V, 25kA, 3P-4W (PD1) 1x 200A 1x 200A (irrigation) 1x 300A (transformer) 1x600A (DC-2) 1x Transformer, 225kVA, 600V, 3P 1x Switchboard, 1200A, 120/208V, 3P-4W 8x100A 1x unknown 1x Breaker panel, 100A, 120/208V, 3P-4W 1x Heating unit 4x Fluorescent lighting, 1'x4' 2x GFI duplex receptacle 1x Hubbell 100A, 5W, receptacle is partially melted	2x prises de courant doubles 1x compteur de 600 V, 600 A, 3P-3W (DC-1) 1x compteur de 600 V, 300 A, 3P-3W (DC-2) 1x transformateur de 100 VA, 12/24 V 1x bloc d'éclairage de secours 1x hydromètre 2x moteurs de ventilation 1x tableau de commutation de 800 A, 347/600 V, 3P-4W, 25 kA 1x sectionneur de 800 A 1x commutateur de transfert automatique de 800 A, 347/600 V 1x disjoncteur de génératrice de 800 A, 347/600 V 1x tableau à disjoncteurs de 800 A, 347/600 V, 25 kA, 3P-4W (PD1) 1x 200 A 1x 200 A (irrigation) 1x 300 A (transformateur) 1x 600 A (DC-2) 1x transformateur de 225 kVA, 600 V, régime triphasé 1x tableau de commutation de 1200 A, 120/208 V, régime triphasé, 4 fils 8x 100 A 1x inconnu 1x tableau à disjoncteurs de 100 A, 120/208 V, régime triphasé, 4 fils 1x appareil de chauffage 4x appareils d'éclairage fluorescent de 1 pi x 4 pi 2x prises de courant doubles à disjoncteur de fuite à la terre 1x prise de courant Hubbell de 100 A, 5 fils, en partie fondue
The core / Le coeur	Wellington Terrace / Terrasse Wellington	Kiosk / Kiosque	K341	1x Photocell 1x Lighting contactor, 120V 1x Breaker panel, 120/208V, 225A, 3P-4W 26x Breakers, 120/240V, 15A, 1P 16x Breakers, blanks	1x cellule photoélectrique 1x contracteur d'allumage de 120V 1x panneau de disjoncteurs de 120/208V, 225A, 3P-4W 26x disjoncteurs de 120/240V, 15A, 1P 16x disjoncteurs, blancs

Zone	Location - Emplacement	Type	Identification	Description of Asset	Description des biens
The core / Le coeur	Mackenzie King Bridge / Pont Mackenzie-King	Kiosk / Kiosque	K342	<p><u>Kiosk relocated to underneath bridge:</u></p> <p>1x Breaker panel, 225A, 3P-4W (BP-A)</p> <p>1x Emergency lighting unit</p> <p>3x Duplex receptacle</p> <p>1x Contactor box</p> <p>2x Vent slat motor</p> <p>1x Switch board, 400A, 347/600V, 3P-4W (P-1)</p> <p>1x Switchboard disconnect (P-1)</p> <p>2x Hydro meter</p> <p>2x Heating fan units</p> <p>1x Transformer, 75kVA, 3P-4W, 600-120/208V (T3)</p> <p>2x Transformer, 150kVA, 3P-4W, 600-120/208V (T1, T2)</p> <p>1x Transformer, 30kVA, 3P-4W</p> <p>1x Irrigation pump controls</p> <p>1x Disconnect, 60A, 600V (Irrigation pump)</p> <p>2x Contactor</p> <p>1x Timer</p> <p>1x Digital timer</p> <p>1x Pump monitor</p> <p>1x contactor controls</p> <p>1x Breaker panel, 600A, 120/208V, 3P-4W, (D2)</p> <p>1x Telecom controls</p> <p>1x Ventilation fan and controls, 5/1.25HP, 4.7/1.5A, 575V, 2-4 pole</p> <p>1x contactor (Mackenzie King Bridge Triangle)</p> <p>1x Breaker panel, 600A, 120/208, 3P-4W (D1)</p> <p>2x Thermostat</p> <p>4x 1'x4' fluorescent strip lighting</p>	<p><u>Cabine déplacée sous le pont :</u></p> <p>1x tableau à disjoncteurs, 225 A, régime triphasé, 4 fils (BP-A)</p> <p>1x bloc d'éclairage de secours</p> <p>3x prises de courant doubles</p> <p>1x boîte de contacteur</p> <p>2x moteurs à lames d'évent</p> <p>1x tableau de commutation, 400 A, 347/600 V, régime triphasé, 4 fils (P-1)</p> <p>1x sectionneur pour tableau de commutation (P-1)</p> <p>2x hydromètres</p> <p>2x ventilateurs pour appareils de chauffage</p> <p>1x transformateur, 75 kVA, régime triphasé, 4 fils, 600-120/208 V (T3)</p> <p>2x transformateurs, 150 kVA, régime triphasé, 4 fils, 600-120/208 V (T1, T2)</p> <p>1x transformateur, 30 kVA, régime triphasé, 4 fils</p> <p>1x ensemble de dispositifs de commande pour pompe d'irrigation</p> <p>1x sectionneur, 60 A, 600 V (pompe d'irrigation)</p> <p>2x contacteurs</p> <p>1x minuterie</p> <p>1x minuterie à affichage numérique</p> <p>1x dispositif de surveillance de pompe</p> <p>1x ensemble de dispositifs de commande de contacteur</p> <p>1x tableau à disjoncteurs, 600 A, 120/208 V, régime triphasé, 4 fils (D2)</p> <p>1x ensemble de dispositifs de commande pour télécommunications</p> <p>1x ventilateur et ensemble de dispositifs de commande, 5/1,25 HP, 4,7/1,5 A, 575 V, 2-4 pôles</p> <p>1x contacteur (Triangle du pont Mackenzie-King)</p> <p>1x tableau à disjoncteurs, 600 A, 120/208 V, régime triphasé, 4 fils (D1)</p> <p>2x thermostats</p> <p>4x appareils d'éclairage fluorescent rectilignes de 1 pi x 4 pi</p>

Zone	Location - Emplacement	Type	Identification	Description of Asset	Description des biens
The core / Le coeur	Major's Hill Park / Parc Major's Hill	Kiosk / Kiosque	K344	2x Breaker panels and Disconnects, 225A 2x Disconnects, 15A 1x Lighting contactor 1x Receptacle contactor 1x Thermostat 1x Disconnect, 40A, 120/240V, 1P-3W 1x Hydro meter	2x Panneau de disjoncteur et sectionneur, 225A 2x Sectonneurs, 15A 1x Contacteur d'éclairage 1x Contacteur de prise de courant 1x Thermostat 1x Sectionneur, 40A, 120/240V, 1P-3W 1x Compteur électrique
The core / Le coeur	Major's Hill Park / Parc Major's Hill	Kiosk / Kiosque	K345	1x Disconnect, 300A, 600V, 3P-3W 1x Disconnect, 400A, 600V, 3P-3W 1x Lighting disconnect, 40A 1x Heating disconnect, 15A 1x Light socket 1x thermostat 1x test switch 1x Light socket 1x Main disconnect, 600A 1x Switchboard, 600A, 600V, 3P-3W	1x Sectionneur, 300A, 600V, 3P-3W 1x Sectionneur, 400A, 600V, 3P-3W 1x Sectionneur d'éclairage, 40A 1x Sectionneur de chauffage, 15A 1x Support de lampe 1x thermostat 1x Interrupteur d'essai 1x Support de lampe 1x Sectionneur principal, 600A 1x Tableau, 600A, 600V, 3P-3W
The core / Le coeur	National War Memorial / Monument commémoratif de guerre du Canada	Kiosk / Kiosque	K346	<u>Side 1:</u> 1x Panel K 225A, 120/208V, 3P-4W 1x Panel KA 225A, 120/208V 3P-4W 1x Junction box <u>Side 2:</u> PWGSC.	<u>Coté 1:</u> 1x Panneau K 225A, 120/208V, 3P-4W 1x Panneau KA 225A, 120/208V 3P-4W 1x Boite de jonction <u>Coté 2:</u> TPSGC.

Zone	Location - Emplacement	Type	Identification	Description of Asset	Description des biens
The core / Le coeur	Peacekeeping Monument / Monument au maintien de la paix	Kiosk / Kiosque	K351	1x Breaker panel, 400A, 600V, 3P (PP-B) 1x Timer 1x Breaker panel, 225A, 120/208V, 3P-4W (PP-C) 1x Contactor (receptacles) 1x Digital timer 4x Duplex receptacle 1x Photocell junction box 1x Incandescent light socket 1x Irrigation controls 1x Timer controls 1x Breaker panel, 120/208V, 3P-4W, 10kA	1x tableau à disjoncteurs, 400 A, 600 V, régime triphasé (PP-B) 1x minuterie 1x tableau à disjoncteurs, 225 A, 120/208 V, régime triphasé, 4 fils (PP-C) 1x contacteur (prises de courant) 1x minuterie à affichage numérique 4x prises de courant doubles 1x boîte de jonction à cellules photoélectriques 1x douille pour appareil d'éclairage à incandescence 1x dispositif de commande/régulation pour irrigation 1x ensemble de dispositifs de commande/régulation pour minuterie 1x tableau à disjoncteurs, 120/208 V, régime triphasé, 4 fils, 10 kA
The core / Le coeur	Portage Bridge / Pont du Portage	Kiosk / Kiosque	K353	1x Fire alarm control box 1x Timer 2x Contactor 1x Panelboard, 800A, 3P-4W 2x Breaker panel, 400A, 3P-4W, 208V, 10kA (A) 1x Breaker panel, 400A, 208V, 3P-4W, 10kA (B) 1x Transformer, 225ANN kVA, 208Y/120V, 3P 1x Breaker panel, 400A, 600V, 3P-4W (DPA) 2x Contactor 1x Hydro meter 1x Disconnect, 400A, 600V 1x Fan contactor, 15HP 1x Fan contactor, 5HP 1x Fan contactor, 3HP 1x Contactor 1x Breaker panel, 125A, 600V, 3P-4W (PA) 1x Breaker panel, 250A, 208Y/120V 3P-4W (D) 1x Manual disconnect 1x Duplex receptacle	1x alarme a feu boîte de contrôle 1x minuterie 2x contacteur 1x panneau de distribution de 800A, 3P-4W 2x panneau de disjoncteurs de 400A, 3P-4W, 208V, 10kA (A) 1x panneau de disjoncteurs de 400A, 3P-4W, 208V, 10kA (B) 1x transformateur de 225ANN kVA, 208Y/120V, 3P 1x panneau de disjoncteurs de 400A, 600V, 3P-4W (DPA) 2x contacteur 1x compteur d'électricité 1x sectionneur de 400A, 600V 1x contacteur de ventilateur de 15HP 1x contacteur de ventilateur de 5HP 1x contacteur de ventilateur de 3HP 1x contacteur 1x panneau de disjoncteurs de 125A, 600V, 3P-4W (PA) 1x panneau de disjoncteurs de 250A, 208Y/120V 3P-4W (D) 1x sectionneur manuel 1x réceptacle duplex

Zone	Location - Emplacement	Type	Identification	Description of Asset	Description des biens
The core / Le coeur	Portage Bridge / Pont du Portage	Kiosk / Kiosque	K360	1x Disconnect, 30A, 600V 2x GFI duplex receptacle 1x Mini breaker panel, 70A, 120/240V 1x Transformer, 3kVA, 600-120/240V	1x sectionneur, 30 A, 600 V 2x prises de courant doubles à disjoncteurs de fuite à la terre 1x mini-tableau à disjoncteurs, 70 A, 120/240 V 1x transformateur, 3 kVA, 600-120/24 V
The core / Le coeur	Portage Bridge / Pont du Portage	Kiosk / Kiosque	K362	1x disconnect, 30A, 600V 1x Transformer, 3kVA, 600-120/240V 1x Mini-panel, 70A, 120/240V	1x sectionneur, 30 A, 600 V 1x transformateur, 3 kVA, 600-120/240 V 1x mini-tableau, 70 A, 120/24 V
The core / Le coeur	Victoria Island / Île Victoria	Kiosk / Kiosque	K383	1x Hydro meter 1x Heat tracing contactor 1x Breaker 2x Pump starter 1x Ground alarm relay	1x compteur 1x contacteur pour traçage thermique 1x disjoncteur 2x démarreurs de pompe 1x relais d'alarme mis à la terre
The core / Le coeur	Victoria Island / Île Victoria	Kiosk / Kiosque	K385	1x Splitter 2x Disconnect 1x Lighting contactor 1x Timer 1x Hydro meter	1x Répartiteur 2x Sectionneurs 1x Contacteur d'éclairage 1x Minuterie 1x Compteur électrique
The core / Le coeur	Victoria Island / Île Victoria	Kiosk / Kiosque	K392	1x Main disconnect, 400A, 347/600V, 3P-4W, 42kA 1x Thermostat 1x Transformer, 600-120/240V, 75kVA 1x Main breaker panel, 400A, 120/240V, 3P-4W 1x Meter box <u>Inside building:</u> 1x Temporary panel 11x Duplex receptacle	1x sectionneur principal, 400 A, 347/600 V, régime triphasé, 4 fils, 42 kA 1x thermostat 1x transformateur, 600-120/240 V, 75 kVA 1x tableau à disjoncteurs principal, 400 A, 120/240 V, régime triphasé, 4 fils 1x boîte de compteur <u>À l'intérieur de l'édifice :</u> 1x tableau temporaire 11x prises de courant doubles

Zone	Location - Emplacement	Type	Identification	Description of Asset	Description des biens
The core / Le coeur	Confederation Bouelvard / Boulevard de la Confédération	Kiosk / Kiosque	K393	1x Disconnect, 200A, 600V, 3P 1x Hydro meter 1x Transformer, 150kVA, 600V, 3P 1x Disconnect, 400A, 3P 1x Splitter, 120/208V, 3P 1x Timer 1x Timer disconnect 1x Disconnect, 400A, 120/208V, 3P 1x Breaker panel, 400A, 120/208V, 3P 1x Breaker panel, 100A, 120/208V, 3P 1x Contactor, 120/208V, 3P 1x Breaker panel (mini, for photocells), 2x15A 1x Breaker Panel, 100A, 120/208V, 3P (Main)	1x sectionneur de 200A, 600V, 3P 1x compteur d'électricité 1x transformateur de 150kVA, 600V, 3P 1x sectionneur de 400A, 3P 1x répartiteur de 120/208V, 3P 1x minuterie 1x sectionneur de minuterie 1x sectionneur de 400A, 120/208V, 3P 1x panneau de disjoncteurs de 400A, 120/208V, 3P 1x panneau de disjoncteurs de 100A, 120/208V, 3P 1x contacteur de 120/208V, 3P 1x panneau de disjoncteurs (mini, pour des cellule photoélectrique) de 2x15A 1x panneau de disjoncteurs de 100A, 120/208V, 3P (principal)
The core / Le coeur	Confederation Bouelvard / Boulevard de la Confédération	Kiosk / Kiosque	K394	1x Transformer 225ANN kVA, 600-208Y/120, 3P 1x Contactor 1x Meter 1x Disconnect 200A, 600V 1x Panel 225A, 120/208V, 3P-4W, 30cct, 30x30A 1x Panel 600A, 120/208V, 3P-4W, 72cct, 48x60A 1x Contactor 1x Timer 1x Mini breaker 15A 1x Main breaker 600A 1x Mini breaker 100A, 3P 1x Contactor 1x Mini breaker 15A	1x transformateur de 225ANN kVA, 600-208Y/120, 3P 1x contacteur 1x compteur 1x sectionneur de 200A, 600V 1x panneau de 225A, 120/208V, 3P-4W, 30cct, 30x30A 1x panneau de 600A, 120/208V, 3P-4W, 72cct, 48x60A 1x contacteur 1x minuterie 1x mini-disjoncteur de 15A 1x disjoncteur principal de 600A 1x mini-disjoncteur de 100A, 3P 1x contacteur 1x mini-disjoncteur de 15A

Zone	Location - Emplacement	Type	Identification	Description of Asset	Description des biens
The core / Le coeur	Confederation Boulevard / Boulevard de la Confédération	Kiosk / Kiosque	K395	1x Fluorescent lighting 1x Thermostat 1x Switch "Fan" 1x Switch + duplex receptacle 1x Disconnect 200A, 600V, 3-pole 1x Transformer 150 ANN kVA 1x Meter 1x Splitter 600A, 600V, 3P-3W 1x Main breaker 400A 1x Mini breaker 15A 1x Timer 2x contactor 1x Splitter 1x Panel 400A 1x Breaker 1x Mini panel 1x Panel 125A	1x l'éclairage fluorescent 1x thermostat 1x comutateur de ventilateur 1x interrupteur + réceptacle duplex 1x sectionneur de 200A, 600V, 3-pôles 1x transformateur de 150ANN kvA 1x compteur 1x répartiteur de 600A, 600V, 3P-3W 1x disjoncteur principal de 400A 1x mini-disjoncteur de 15A 1x minuterie 2x contacteur 1x répartiteur 1x panneau de 400A 1x disjoncteur 1x mini panneau 1x panneau de 125A
The core / Le coeur	LeBreton Flats Park / Parc des plaines LeBreton	Kiosk / Kiosque	K398	1x Main breaker, 600A 1x Distribution Panel (PD3), 600A, 600V, 3P-4W 1x Transformer for PD4, 300kVA 1x Distribution Panel (PD4), 1200A, 208V, 3P-4W 1x Transformer for PD5, 300kVA 1x Distribution Panel (PD5), 1200A, 208V, 3P-4W 1x Transformer for P9, 75kVA	1x disjoncteur principal de 600 A 1x tableau de distribution (PD3) de 600 A, 600 V, régime triphasé, 4 fils 1x transformateur pour PD4 de 300 kVA 1x tableau de distribution (PD4) de 1200 A, 208 V, régime triphasé, 4 fils 1x transformateur pour PD5 de 300 kVA 1x tableau de distribution (PD5) de 1200 A, 208 V, régime triphasé, 4 fils 1x transformateur pour P9 de 75k VA
The core / Le coeur	Confederation Boulevard / Boulevard de la Confédération	Kiosk / Kiosque	K406	1x Hydro meter 1x GFI Receptacle 1x Main breaker, 100A 1x Breaker panel, 100A, 120/240V, 26 cct, 4x15A, 4x30A, 2x100A	1x compteur d'électricité 1x réceptacle GFI 1x disjoncteur principal de 100A 1x panneau de disjoncteurs de 100A, 120/240V, 26 cct, 4x15A, 4x30A, 2x100A

Zone	Location - Emplacement	Type	Identification	Description of Asset	Description des biens
The core / Le coeur	Garden of the Provinces and Territories / Jardin des provinces et des territoires	Kiosk / Kiosque	K412	1x Disconnect 200A, 575V 1x Demand Meter 1x Panel 125A, 600V, 3P-3W 1x Transformer 30kVA, 600-208Y/120 2x Contactor panel 2x Disconnect 100A 230V 1x Splitter 225A 1x Disconnect 30A, 115/230V 3x Timer 1x Disconnect 60A, 600V 1x Panel 150A, 240V, 3P-4W 2x Panel 100A, 120/208V, 3P-4W 1x Breaker 600V – Pump 2x Starter 1x Starter 2x Pumps 4x 2-Lamp Strip lighting 1x Exhaust fan 2x Duplex receptacle	1x sectionneur de 200A, 575V 1x indicateur de maximum 1x panneau de 125A, 600V, 3P-3W 1x transformateur de 30kVA, 600-208Y/120 2x panneau contacteur panel 2x sectionneur de 100A 230V 1x répartiteur de 225A 1x sectionneur de 30A, 115/230V 3x minuterie 1x sectionneur de 60A, 600V 1x panneau de 150A, 240V, 3P-4W 2x panneau de 100A, 120/208V, 3P-4W 1x disjoncteurs de 600V – pompe 2x démarreur 1x démarreur 2x pompes 4x éclairage linéaire 2-Lamp 1x ventilateur aspirant 2x prise de courant double
The core / Le coeur	Parliament Hill Pathway / Sentier de la colline du Parlement	Kiosk / Kiosque	K416	1x Disconnect 30A 600V 3-pole 2x Contactor 1x Transformer 1kVA 1x Thermostat + heating strip 1x Splitter 125A, 600V, 3W	1x Sectionneur 30A 600V 3-pole 2x Contacteur 1x Transformateur 1kVA 1x Thermostat + heating strip 1x Répartiteur 125A, 600V, 3W
The core / Le coeur	Parliament Hill Pathway / Sentier de la colline du Parlement	Kiosk / Kiosque	K417	1x Panel 225A 347/600V 3P-4W, 1x 3-pole 30A Breaker 1x Empty meter socket	1x Panneau 225A 347/600V 3P-4W, 1x 3-pole 30A disjoncteur 1x Support de compteur vide
The core / Le coeur	Richmond Landing / Débarcadère Richmond	Kiosk / Kiosque	K418	1x Breaker panel, 120/240V, 8 poles: 6x15A, 1x20A, 1 blank 1x Duplex receptacle 1x Timer 2x Hubbell outlet, 100A, 3 phase	1x panneau de disjoncteurs de 120/240V, 8 pôles : 6x15A, 1x20A, 1 blanc 1x réceptacle duplex 1x minuterie 2x réceptacle type Hubbell de 100A, triphasé

Zone	Location - Emplacement	Type	Identification	Description of Asset	Description des biens
The core / Le coeur	Confederation Boulevard / Boulevard de la Confédération	Kiosk / Kiosque	K422	<p>1x Hubbell receptacle (external)</p> <p><u>3x Hydro Ottawa kiosk doors:</u> No access.</p> <p><u>1x NCC kiosk door:</u> 1x Timer 2x Disconnect (ITE) 1x Lighting contactor 1x Breaker panel (Panel "C"), 225A, 240V, 1P-2/3W 22x Breakers, 30A, 2 pole 10x Breakers, 15A, 2 pole 8x Breakers, 15A, 1 pole 2x Breakers, blanks 2x Disconnect (ITE) 1x Lighting contactor 1x Breaker panel (Panel "D"), 225A, 240V, 1P-2/3W 25x Breakers, 15A 17x Breakers, blanks</p>	<p>1x réceptacle type Hubbell (externes)</p> <p><u>3x Les portes kiosque du Hydro Ottawa :</u> Pas d'accès.</p> <p><u>1x Porte kiosque du CCN :</u> 1x minuterie 1x sectionneur (ITE) 1x contacteur d'allumage 1x panneau de disjoncteurs (panneau "C") de 225A, 240V, 1P-2/3W 22x disjoncteurs de 30A, 2-pôles 10x disjoncteurs de 15A, 2-pôles 8x disjoncteurs de 15, 1-pôles 2x disjoncteurs, blancs 2x sectionneur (ITE) 1x contacteur d'allumage 1x panneau de disjoncteurs (panneau "D") de 225A, 240V, 1P-2/3W 25x disjoncteurs de 15A 17x disjoncteurs, blancs</p>
The core / Le coeur	Rideau Canal Esplanade / Esplanade du canal Rideau	Kiosk / Kiosque	K431	<p>1x Breaker panel, 400A, 3P 1x Hydro meter, 400A, 347/600V, 3P, with transformer 1x Switchboard, 400A, 600/347V, 3P-4W 1x Breaker, 250A, 3P 1x Transformer, 225kVA, 600-120/208V, 3P-4W 1x Panelboard, 800A, 120/208V, 3P-4W 1x Breaker, 150A, 3P 1x Hydro meter, 200A, 120/208V, 3P-4W 1x Panelboard, 225A, 120/208V, 3P-4W 2x Breaker, 30A, 1P 2x Breaker, 20A, 1P 1x Relay Panel with timer and photocell 1x Breaker, 15A, 1P 1x Breaker, 100A, 2P</p>	<p>1x tableau à disjoncteurs, 400 A, régime triphasé 1x hydromètre, 400 A, 347/600 V, régime triphasé, avec transformateur 1x tableau de commutation, 400 A, 600/347 V, régime triphasé, 4 fils 1x disjoncteur, 250 A, régime triphasé 1x transformateur, 225 kVA, 600-120/208 V, régime triphasé, 4 fils 1x tableau de distribution, 800 A, 120/208 V, régime triphasé, 4 fils 1x disjoncteur, 150 A, régime triphasé 1x hydromètre, 200 A, 120/208 V, régime triphasé, 4 fils 1x tableau de distribution, 225 A, 120/208 V, régime triphasé, 4 fils 2x disjoncteurs, 30 A, régime monophasé 2x disjoncteurs, 20 A, régime monophasé 1x tableau de relais avec minuterie et cellule photoélectrique 1x disjoncteur, 15 A, régime monophasé 1x disjoncteur, 100 A, régime biphasé</p>

Zone	Location - Emplacement	Type	Identification	Description of Asset	Description des biens
The core / Le coeur	Confederation Boulevard / Boulevard de la Confédération	Kiosk / Kiosque	K434	1x Breaker Panel 'H2', 225A, 208Y/120, 3Ø-4W 1x Breaker Panel 'EX', 225A, 240V, 3Ø-4W 1x Contactor 1x Photocell <u>Equipment feeds from:</u> 1x Breaker panel DP, 400A, 240V, 3Ø-4W, 'EX':100A, 'H2':100A 1x Transformer, 112.5kVA, 600-208Y/120 1x Breaker Panel A, 400A, 347/600V, 3Ø-4W, DP:90A 1x Switchboard CDP, 800A, 347/600V, 3Ø-4W, A:400A 1x Main switchboard, 2000A, 347/600V, 3Ø-4W, CDP:800A	1x panneau de disjoncteurs 'H2' de 225A, 208Y/120, 3Ø-4W 1x panneau de disjoncteurs 'EX' de 225A, 240V, 3Ø-4W 1x contacteur 1x cellule photoélectrique <u>Équipement alimenté par :</u> 1x panneau de disjoncteurs 'DP' de 400A, 240V, 3Ø-4W, 'EX' : 100A, 'H2' : 100A 1x transformateur de 112.5kVA, 600-208Y/120 1x panneau de disjoncteurs 'A' de 400A, 347/600V, 3Ø-4W, 'DP' : 90A 1x tableau de distribution 'CDP' de 800A, 347/600V, 3Ø-4W, 'A' : 400A 1x tableau de distribution principal de 2000A, 347/600V, 3Ø-4W, 'CDP' : 800A
Southern / Le sud	Hogs Back Park / Parc Hogs Back	Kiosk / Kiosque	K502	<u>Side 1</u> 1x Revenu Meter (HO - OTT752764) 1x Fused Disconnect, 100A, 240V 1x Contactor 1x Photocell 1x 125A Splitter <u>Side 2</u> 2x Breaker Panel, 100A, 120/240V, 1P-3W	<u>Côté 1</u> 1x compteur (HO - OTT752764) 1x sectionneur à fusibles 100A, 240V 1x contacteur 1x cellule photoélectrique 1x répartiteur 125A <u>Côté 2</u> 2x panneaux de disjoncteurs 100A, 120/240V, 1P-3W
Southern / Le sud	Vincent Massey Park - Parc Vincent Massey	Kiosk / Kiosque	K502	NCC standard Square D Pull Box	Standard de la CCN Square D Pull Box
Southern / Le sud	Vincent Massey Park - Parc Vincent Massey	Kiosk / Kiosque	K502	1x Timer 1x Hydro meter 1x Lighting contactor 1x Disconnect, 100A, 120/240V, 1P-3W 1x Breaker Panel, 100A, 120/240V, 1P-3W	1x minuterie 1x compteur d'électricité 1x contacteur d'allumage 1x sectionneur de 100A, 120/240V, 1P-3W 1x panneau de disjoncteurs de 100A, 120/240V, 1P-3W

Zone	Location - Emplacement	Type	Identification	Description of Asset	Description des biens
Western / L'ouest	Bate Island - L'île Bate	Kiosk / Kiosque	K80	2x Hubbell 60A receptacles 1x Lighting contactor 2x Duplex outlets 1x test switch 1x Breaker panel, 100A	2x prises Hubbell 60A 1x Contacteur d'allumage 2x prises doubles 1x interrupteur de test 1x panneau de disjoncteurs 100A
Southern / Le sud	Hogs Back Park / Parc Hogs Back	Kiosk / Kiosque	K90	1x Breaker panel, 225A, 1P-3W, 120/240V 1x Timer 1x Hydro meter 1x Disconnect, 200A, 115/230V 1x Hot water tank	1x panneau de disjoncteurs de 225A, 1P-3W, 120/240V 1x minuterie 1x compteur d'électricité 1 sectionneur de 200A, 115/230V 1x réservoir d'eau chaude
Southern / Le sud	Hogs Back Park / Parc Hogs Back	Kiosk / Kiosque	K91	2x Meter 1x G-source disconnect, 60A, 600V 1x Inverter, 6000W 2x Disconnect, 60A, 600V 1x Main disconnect, 100A, 240V 1x Panel (P-2), 225A, 120/240V 1x Lighting control panel (LP-1), 225A, 120/240V	2x compteur d'électricité 1x sectionneur différentiel 60A, 600V 1x onduleur 6000W 2x sectionneurs de 60A, 600V 1x sectionneur principal 100A, 240V 1x panneau (P-2) 225A, 120/240V 1x panneau contrôle d'éclairage (LP-1) 225A, 120/240V
Southern / Le sud	Vincent Massey Park - Parc Vincent Massey	Kiosk / Kiosque	K96	1x Fused Disconnect, 600V, 200A, 3P, 100HP 2x Fused Disconnects, 600V, 100A, 3P, 75HP 2x Fused Disconnects, 600V, 60A, 3P, 50HP 2x Hydro Meters 2x Splitters, 225A, 3W 1x Transformer, 37.5kVA, 600VP, 120/240VS, 1P 5x Wallpack luminaires 3x External, non-GFI receptacles 1x Fused Disconnect, 600V, 60A, 3P 1x Timer 2x Disconnects 600V, 60A 1x Alarm Panel 1x Solar Relay	1x sectionneur à fusibles de 600V, 200A, 3P, 100HP 2x sectionneur à fusibles de 600V, 100A, 3P, 75HP 2x sectionneur à fusibles de 600V, 60A, 3P, 50HP 2x compteurs 2x Répartiteur 225A, 3W 1x transformateur 37.5kVa, 600VP, 120/240VS, 1P 5X lumières à montage murale 3x Connecteur duplex non GIF extérieur 1x sectionneur à fusibles 600V, 60A, 3P 1x minuterie 2x Sectionneur de 600A, 60V 1x Panneau d'alarme 1x Relais solaire

Zone	Location - Emplacement	Type	Identification	Description of Asset	Description des biens
Southern / Le sud	Vincent Massey Park - Parc Vincent Massey	Kiosk / Kiosque	K97	1 x Mini-Power Centre - P60G11S07P 7.5 kVA, 600V-120/240, 30A 1 x Panel, 30A, 120/240V, 12cct	1 x Mini-Power Centre Eaton - P60G11S07P 7.5 kVA, 600V-120/240, 30A 1 x panneau 30A, 120/240V, 12cct
Southern / Le sud	Vincent Massey Park - Parc Vincent Massey	Kiosk / Kiosque	K98	1x Timer (Tork-E201B) 1x Breaker Panel, 100A, 120/240V, 18cct, 4x20A, 7x15A	1x Minuterie 1x panneau de disjoncteurs 125A, 120/240V, 18cct, 4x20A, 7x15A
Southern / Le sud	Vincent Massey Park - Parc Vincent Massey	Kiosk / Kiosque	K99	1x Fused disconnect, 100A, 600V 1x Transformer 37.5kVA, 1P, 600VP, 120/240VS 1x Splitter, 125A 1x Timer 1x Breaker Panel, 100A, 120/240V, 30cct 2x Fused disconnect, 100A, 240V, 2P-3W 1x Lighting contactor 100A, 4P	1x sectionneur à fusibles de 100A, 600V 1x transformateur, 37.5kVa, 600VP, 120/240VS, 1P 1x répartiteur 125A 1x minuterie 1x panneau de disjoncteurs 100A, 120/240V, 30cct 2x sectionneurs à fusibles 100A, 240V, 2P-3W 1x contrôleurs d'éclairage 100A, 4P
The core / Le coeur	Confederation Park / Parc de la Confédération	Pedestal	P1	2x Hubbell receptacle, 4W	2x Prise de courant Hubble de 4W
The core / Le coeur	LeBreton Flats Park / Parc des plaines LeBreton	Pedestal	P1	1x Splitter, 225A, 120/208V, 3P-4W 1x Panel, 100A, 102/208V, 3P-4W 2x GFI breaker, 15A 2x duplex receptacle, 120V	1x répartiteur de 225 A, 120/208 V, régime triphasé, 4 fils 1x tableau de 100 A, 102/208 V, régime triphasé, 4 fils 2x disjoncteurs de fuite de terre de 15 A 2x prises de courant doubles de 120 V
The core / Le coeur	LeBreton Flats Park / Parc des plaines LeBreton	Pedestal	P10	1x splitter, 225A, 120/208V, 3P-4W 1x Panel, 100A, 120/208V, 3P-4W 2x GFI breaker, 15A 2x Duplex receptacle, 120V 1x Hubbell receptacle, 100A, 120/208V, 3P-4W 1x Camlok connector, 200A, 120/208V, 3P-4W	1x répartiteur de 225 A, 120/208 V, régime triphasé, 4 fils 1x tableau de 100 A, 120/208 V, régime triphasé, 4 fils 2x disjoncteurs de fuite de terre de 15 A 2x prises de courant doubles de 120 V 1x prise de courant Hubbell de 100 A, 120/208 V, régime triphasé, 4 fils 1x connecteur Camlok de 200 A, 120/208 V, régime triphasé, 4 fils
The core / Le coeur	LeBreton Flats Park / Parc des plaines LeBreton	Pedestal	P11	1x splitter, 225A, 120/208V, 3P-4W 1x Panel, 100A, 120/208V, 3P-4W 2x GFI breaker, 15A 2x Duplex receptacle, 120V 1x Hubbell receptacle, 100A, 120/208V, 3P-4W	1x répartiteur de 225 A, 120/208 V, régime triphasé, 4 fils 1x tableau de 100 A, 120/208 V, régime triphasé, 4 fils 2x disjoncteurs de fuite de terre de 15 A 2x prises de courant doubles de 120 V 1x prise de courant Hubbell de 100 A, 120/208 V, régime triphasé, 4 fils

Zone	Location - Emplacement	Type	Identification	Description of Asset	Description des biens
The core / Le coeur	LeBreton Flats Park / Parc des plaines LeBreton	Pedestal	P12	1x splitter, 225A, 120/208V, 3P-4W 1x Panel, 100A, 120/208V, 3P-4W 2x GFI breaker, 15A 2x Duplex receptacle, 120V 1x Hubbell receptacle, 100A, 120/208V, 3P-4W 1x Camlok connector, 200A, 120/208V, 3P-4W	1x répartiteur de 225 A, 120/208 V, régime triphasé, 4 fils 1x tableau de 100 A, 120/208 V, régime triphasé, 4 fils 2x disjoncteurs de fuite de terre de 15 A 2x prises de courant doubles de 120 V 1x prise de courant Hubbell de 100 A, 120/208 V, régime triphasé, 4 fils 1x connecteur Camlok de 200 A, 120/208 V, régime triphasé, 4 fils
The core / Le coeur	LeBreton Flats Park / Parc des plaines LeBreton	Pedestal	P13	1x splitter, 225A, 120/208V, 3P-4W 3x Panel, 100A, 120/208V, 3P-4W 6x GFI breaker, 15A 6x Duplex receptacle, 120V	1x répartiteur de 225 A, 120/208 V, régime triphasé, 4 fils 3x tableaux de 100 A, 120/208V, régime triphasé, 4 fils 6x disjoncteurs de fuite de terre de 15 A 6x prises de courant doubles de 120 V
The core / Le coeur	LeBreton Flats Park / Parc des plaines LeBreton	Pedestal	P14	1x Camlok connector, 100A, 120/208V, 3P-4W	1x connecteur Camlok de 100 A, 120/208 V, régime triphasé, 4 fils
The core / Le coeur	LeBreton Flats Park / Parc des plaines LeBreton	Pedestal	P15	1x Camlok connector, 100A, 120/208V, 3P-4W	1x connecteur Camlok de 100 A, 120/208 V, régime triphasé, 4 fils
The core / Le coeur	Confederation Park / Parc de la Confédération	Pedestal	P2	2x Hubbell receptacle, 4W	2x Prise de courant Hubble de 4W
The core / Le coeur	LeBreton Flats Park / Parc des plaines LeBreton	Pedestal	P2	2x Hubbell receptacle, 100A, 120/208V, 3P-4W	2x prises de courant Hubbell de 100 A, 120/208 V, régime triphasé, 4 fils
Rideau Canal / Canal Rideau	Pattersons Creek / Ruisseau Patterson	Pedestal	P200	No details / Sans détail	No details / Sans détail
Rideau Canal / Canal Rideau	Pattersons Creek / Ruisseau Patterson	Pedestal	P202	No details / Sans détail	No details / Sans détail
Rideau Canal / Canal Rideau	Commissioners Park / Parc des Commissaires	Pedestal	P209	No details / Sans détail	No details / Sans détail
Rideau Canal / Canal Rideau	Commissioners Park / Parc des Commissaires	Pedestal	P210	No details / Sans détail	No details / Sans détail
Eastern / L'est	Rideau Falls and Green Island Park / Les chutes Rideau et le Parc de l'île verte	Pedestal	P212	No details / Sans détail	No details / Sans détail

Zone	Location - Emplacement	Type	Identification	Description of Asset	Description des biens
Rideau Canal / Canal Rideau	Dow's Lake Pavilion / Pavillon du Lac Dow	Pedestal	P214	1x Splitter 1x Disconnect and Breaker Panel, 120/208V: 2x100A, 5x15A, 2x20A breakers 1x Disconnect and Breaker Panel, 200A, 120/208V, 5x30A, 1x15A, 2x100A, 3x20A 2x Photocell Bypass Disconnects 1x Hubbell receptacle 100A, 3P-4W	1x répartiteur 1x sectionneur et panneau de disjoncteurs de 120/208V : 2x100A, 5x15A, 2x20A 1x sectionneur et panneau de disjoncteurs de 200A, 120/208V : 5x30A, 1x15A, 2x100A, 3x20A 2x sectionneur de déviation pour cellule photoélectrique 1x réceptacle type Hubbell de 100A, 3P-4W
Rideau Canal / Canal Rideau	Commissioners Park / Parc des Commissaires	Pedestal	P217	1x Non-GFI duplex receptacle, 120V, 15A 1x Hubbell 100A 4W outlet 1x Irrigation controls 1x Breaker panel, 120/240V, 12x100A, 2x150A, 2x30A breakers 1x Breaker panel, 100A, 120/240V, 1P-2/3W: 3x15A, 4x60A, 2x50A, 4x15A, 8x20A 1x breaker panel, 225A, 600V, 3P-4W, 10kA I.C., 2x40A breakers 1x Hydro meter 1x Transformer, 100kVA, 600V-120/240, 1P 1x Disconnect, 400A Two adjacent pedestals: 2x Hubbell receptacle 100A, 3P-4W 2x Hubbell receptacle 100A, 3P-4W	1x réceptacle duplex type non-GFI de 120V, 15A 1x réceptacle type Hubbell de 100A, 4W 1x contrôle d'irrigation 1x panneau de disjoncteurs de 120/240V, 12x100A, 2x150A, 2x30A disjoncteurs 1x panneau de disjoncteurs de 100A, 120/240V, 1P-2/3W : 3x15A, 4x60A, 2x50A, 4x15A, 8x20A 1x panneau de disjoncteurs de 225A, 600V, 3P-4W, 10kA I.C., 2x40A disjoncteurs 1x compteur d'électricité 1x transformateur de 100kVA, 600V-120/240, 1P 1x sectionneur de 400A Deux piédestaux adjacents : 2x réceptacle type Hubbell de 100A, 3P-4W 2x réceptacle type Hubbell de 100A, 3P-4W
Rideau Canal / Canal Rideau	Bronson Avenue / Avenue Bronson	Pedestal	P219	1x Breaker panel, 200A, 120/240V, 1P-3W: 4x100A, 2x15A 1x Disconnect, 200A 1x Hydro meter 1x Breaker Panel, 100A, 120/240V, 1P-3W: 3x40A 1x Lighting contactor	1x panneau de disjoncteurs de 200A, 120/240V, 1P-3W : 4x100A, 2x15A 1x sectionneur de 200A 1x compteur d'électricité 1x panneau de disjoncteurs de 100A, 120/240V, 1P-3W : 3x40A 1x contracteur d'allumage
Rideau Canal / Canal Rideau	Dow's Lake / Lac Dow	Pedestal	P219	2x Hubbell receptacle 100A, 3P-4W	2x réceptacle type Hubbell de 100A, 3P-4W
Eastern / L'est	Rideau Falls and Green Island Park / Les chutes Rideau et le Parc de l'île verte	Pedestal	P221	No details / Sans détail	No details / Sans détail
Eastern / L'est	Rockcliffe Park / Parc Rockcliffe	Pedestal	P224	No details / Sans détail	No details / Sans détail

Zone	Location - Emplacement	Type	Identification	Description of Asset	Description des biens
Rideau Canal / Canal Rideau	Queen Elizabeth Drive / Promenade de la Reine-Elizabeth	Pedestal	P228	No details / Sans détail	No details / Sans détail
Rideau Canal / Canal Rideau	Queen Elizabeth Drive / Promenade de la Reine-Elizabeth	Pedestal	P229	No details / Sans détail	No details / Sans détail
Rideau Canal / Canal Rideau	Queen Elizabeth Drive / Promenade de la Reine-Elizabeth	Pedestal	P230	No details / Sans détail	No details / Sans détail
Rideau Canal / Canal Rideau	Queen Elizabeth Drive / Promenade de la Reine-Elizabeth	Pedestal	P232	No details / Sans détail	No details / Sans détail
Eastern / L'est	Rockcliffe Park / Parc Rockcliffe	Pedestal	P243	1x 60A Hubbell outlet 1x Junction box	1x réceptacle type Hubbell de 60A 1x boîte de jonction
Rideau Canal / Canal Rideau	Colonel By Drive / Promenade du colonel By	Pedestal	P252	No details / Sans détail	No details / Sans détail
Rideau Canal / Canal Rideau	Colonel By Drive / Promenade du colonel By	Pedestal	P253	No details / Sans détail	No details / Sans détail
The core / Le coeur	Confederation Park / Parc de la Confédération	Pedestal	P3	2x Hubbell receptacle, 4W	2x Prise de courant Hubbell de 4W
The core / Le coeur	LeBreton Flats Park / Parc des plaines LeBreton	Pedestal	P3	1x Splitter box, 225A, 120/208V, 3P-4W 1x Panel, 100A, 120/208V, 3P-4W 2x GFI breaker, 15A 2x duplex receptacle, 120V 1x Camlok connector, 200A, 120/208V 3P-4W 1x Hubbell receptacle, 100A, 120/208V, 3P-4W	1x répartiteur de 225 A, 120/208 V, régime triphasé, 4 fils 1x tableau de 100 A, 120/208 V, régime triphasé, 4 fils 2x disjoncteurs de fuite de terre de 15 A 2x prises de courant doubles de 120 V 1x connecteur Camlok de 200 A, 120/208 V, régime triphasé, 4 fils 1x prise de courant Hubbell de 100 A, 120/208 V, régime triphasé, 4 fils
The core / Le coeur	Confederation Boulevard / Boulevard de la Confédération	Pedestal	P325	1x Hubbell 100A, 5 wire receptacle	1x réceptacle type Hubbell de 100A, 5 fil

Zone	Location - Emplacement	Type	Identification	Description of Asset	Description des biens
The core / Le coeur	Garden of the Provinces and Territories / Jardin des provinces et des territoires	Pedestal	P329	1x Hubbell 100A, 5 wire	1x Hubbell de 100A, 5 fil
The core / Le coeur	Garden of the Provinces and Territories / Jardin des provinces et des territoires	Pedestal	P334	1x Hubbell 100A, 5 wire	1x Hubbell de 100A, 5 fil
The core / Le coeur	Mackenzie King Bridge / Pont Mackenzie-King	Pedestal	P340	1x Hubbell 100A, 5 wire receptacle	1x prise de courant Hubbell de 100 A, 5 fils
The core / Le coeur	National War Memorial / Monument commémoratif de guerre du Canada	Pedestal	P347	1x Hubbell 100A, 5wire	1x Hubbell 100A, 5 fils
The core / Le coeur	National War Memorial / Monument commémoratif de guerre du Canada	Pedestal	P348	1x Hubbell 100A, 5 wire	1x Hubbell 100A, 5 fils
The core / Le coeur	National War Memorial / Monument commémoratif de guerre du Canada	Pedestal	P349	1x Hubbell 100A, 5 wire	1x Hubbell 100A, 5 fils
The core / Le coeur	Victoria Island / Île Victoria	Pedestal	P355	1x Hubbell 60A 4W	1x Hubbell 60A 4W
The core / Le coeur	Queen Elizabeth Drive / Promenade de la Reine-Elizabeth	Pedestal	P364	1x Hubbell 100A, 5 wire	1x Hubbell 100A, 5 fils
The core / Le coeur	Victoria Island / Île Victoria	Pedestal	P375	1x Hubbell 60A, 4 wire	1x Hubbell 60A, 4 fils
The core / Le coeur	Victoria Island / Île Victoria	Pedestal	P376	1x Hubbell 60A, 4 wire	1x Hubbell 60A, 4 fils
The core / Le coeur	Victoria Island / Île Victoria	Pedestal	P377	2x Hubbell receptacle mounts, receptacles are removed	2x dispositifs de montage pour prise de courant Hubbell, les prises ont été enlevées

Zone	Location - Emplacement	Type	Identification	Description of Asset	Description des biens
The core / Le coeur	Victoria Island / Île Victoria	Pedestal	P378	2x Hubbell 60A, receptacles	2x prises de courant Hubbell, 60 A
The core / Le coeur	Victoria Island / Île Victoria	Pedestal	P379	1x Hubbell 100A, cable permanently attached to Aboriginal Experiences	1x prise de courant Hubbell 100 A, le câble est assujéti en permanence aux installations des Aboriginal Experiences.
The core / Le coeur	Victoria Island / Île Victoria	Pedestal	P380	4x Hubbell twistlok receptacles mounted to Hubbell breaker box	4x prises de courant à verrouillage par rotation Hubbell montées sur une boîte de disjoncteurs Hubbell
The core / Le coeur	Victoria Island / Île Victoria	Pedestal	P382	1x Hubbell 100A, cable permanently attached to Aboriginal Experiences	1x prise de courant Hubbell, 100 A, le câble est assujéti en permanence aux installations de Aboriginal Experiences
The core / Le coeur	Victoria Island / Île Victoria	Pedestal	P390	1x Hubbell 60A, 4 wire	1x Hubbell 60A, 4 fils
The core / Le coeur	Victoria Island / Île Victoria	Pedestal	P391	1x Hubbell 60A, 4 wire	1x Hubbell 60A, 4 fils
The core / Le coeur	Confederation Park / Parc de la Confédération	Pedestal	P4	1x Hubbell receptacle, 4W 1x Hubbell receptacle, 5W	1x Prise de courant Hubbell de 4W 1x Prise de courant Hubbell de 5W
The core / Le coeur	LeBreton Flats Park / Parc des plaines LeBreton	Pedestal	P4	1x splitter, 225A, 120/208V, 3P-4W 1x Panel, 100A, 120/208V, 3P-4W 2x GFI breaker, 15A 2x Duplex receptacle, 120V 1x Hubbell receptacle, 100A, 120/208V, 3P-4W	1x répartiteur de 225 A, 120/208 V, régime triphasé, 4 fils 1x tableau de 100 A, 120/208 V, régime triphasé, 4 fils 2x disjoncteurs de fuite de terre de 15 A 2x prises de courant doubles de 120 V 1x prise de courant Hubbell de 100 A, 120/208 V, régime triphasé, 4 fils
The core / Le coeur	LeBreton Flats Park / Parc des plaines LeBreton	Pedestal	P5	No details / Sans détail	No details / Sans détail
The core / Le coeur	Confederation Park / Parc de la Confédération	Pedestal	P5a	1x Disconnect, 200A 1x Camlok receptacle, 5W	1x sectionneur 200A 1x prise Camlok, 5W
The core / Le coeur	Confederation Park / Parc de la Confédération	Pedestal	P5b	2x Hubbell receptacle, 4W	2x Prise de courant Hubble de 4W
The core / Le coeur	Confederation Park / Parc de la Confédération	Pedestal	P6	1x Hubbell receptacle, 5W 1x Timer 1x Contactor	1x Prise de courant Hubbell de 5W 1x Minuterie 1x Contacteur

Zone	Location - Emplacement	Type	Identification	Description of Asset	Description des biens
The core / Le coeur	LeBreton Flats Park / Parc des plaines LeBreton	Pedestal	P6	1x Arktyte (Crouse hind) receptacle, 200A, 600V, 3P 1x splitter, 225A, 120/208V, 3P-4W 1x Panel, 100A, 120/208V, 3P-4W 2x GFI breaker, 15A 2x Duplex receptacle, 120V 1x Hubbell receptacle, 100A, 120/208V, 3P-4W 1x Camlok connector, 200A, 120/208V, 3P-4W	1x prise de courant Arktyte (Crouse-Hinds) de 200 A, 600 V, régime triphasé 1x répartiteur de 225 A, 120/208 V, régime triphasé, 4 fils 1x tableau de 100 A, 120/208 V, régime triphasé, 4 fils 2x disjoncteurs de fuite de terre de 15 A 2x prises de courant doubles de 120 V 1x prise de courant Hubbell de 100 A, 120/208 V, régime triphasé, 4 fils 1x connecteur Camlok de 200 A, 120/208 V, régime triphasé, 4 fils
The core / Le coeur	Confederation Park / Parc de la Confédération	Pedestal	P7	1x Hubbell receptacle, 5W	1x Prise de courant Hubbell de 5W
The core / Le coeur	LeBreton Flats Park / Parc des plaines LeBreton	Pedestal	P7	1x splitter, 225A, 120/208V, 3P-4W 1x Panel, 100A, 120/208V, 3P-4W 2x GFI breaker, 15A 2x Duplex receptacle, 120V 1x Hubbell receptacle, 100A, 120/208V, 3P-4W	1x répartiteur de 225 A, 120/208 V, régime triphasé, 4 fils 1x tableau de 100 A, 120/208 V, régime triphasé, 4 fils 2x disjoncteurs de fuite de terre de 15 A 2x prises de courant doubles de 120 V 1x prise de courant Hubbell de 100 A, 120/208 V, régime triphasé, 4 fils
The core / Le coeur	Confederation Park / Parc de la Confédération	Pedestal	P8	1x Hubbell receptacle, 5W	1x Prise de courant Hubbell de 5W
The core / Le coeur	LeBreton Flats Park / Parc des plaines LeBreton	Pedestal	P8	1x Hubbell receptacle, 100A, 120/208V, 3P-4W	1x prise de courant Hubbell de 100 A, 120/208 V, régime triphasé, 4 fils

Zone	Location - Emplacement	Type	Identification	Description of Asset	Description des biens
Southern / Le sud	Vincent Massey Park - Parc Vincent Massey	Pedestal	P90	1x Fused disconnect, 200A, 600V, 3P 2x Fused disconnect, 60A, 600V, 3P 3x Fused disconnect, 100A, 600V, 3P 1x Fused disconnect, 30A, 600V, 3P 2x Hydro meter, 600V 2x Splitters, 225A 1x Transformer, 37.5kVA 1x Transformer, 15kVA, 600-120/240V 1x Hydro meter (2 way) 1x Fused disconnect, 100A, 60AF, 240V 1x Inverter, 6.9kW, 240V 1x Fused disconnect, 60A, 240V DC 1x Panel (PNL-A) 1x Lighting control panel (LP-3) 1x pump starter (EF-2)	1x sectionneur à fusibles de 200A, 600V, 3P 2x sectionneur à fusibles de 60A, 600V, 3P 3x sectionneur à fusibles de 100A, 600V, 3P 1x sectionneur à fusibles de 30A, 600V, 3P 2x compteur d'électricité de 600V 2x répartiteur de 225A 1x transformateur de 37.5 kVA 1x transformateur de 15 kVA, 600-120/240V 1x compteur d'électricité (bidirectionnel) 1x sectionneur à fusibles de 100A, 60AF, 240V 1x onduleur de 6.9W, 240V 1x sectionneur à fusibles de 60A, 240V DC 1x panneau (PNL-A) 1x panneau d'allumage (LP-3) 1x pompe de démarrage (EF-2)
Southern / Le sud	Vincent Massey Park - Parc Vincent Massey	Pedestal	P90	NCC standard Square D Pull Box	Standard de la CCN Square D Pull Box
Southern / Le sud	Vincent Massey Park - Parc Vincent Massey	Pedestal	P91	No details / Sans détail	No details / Sans détail
The core / Le coeur	LeBreton Flats Park / Parc des plaines LeBreton	Pedestal	P9a	1x Arktyte (Crouse hind) receptacle, 200A, 600V, 3P	1x prise de courant Arktyte (Crouse-Hinds) de 200 A, 600 V, régime triphasé
The core / Le coeur	LeBreton Flats Park / Parc des plaines LeBreton	Pedestal	P9b	1x Camlok connector, 200A, 120/208V, 3P-4W	1x connecteur Camlok de 200 A, 120/208 V, régime triphasé, 4 fils
The core / Le coeur	LeBreton Flats Park / Parc des plaines LeBreton	Pedestal	P9c	1x Hubbell receptacle, 100A, 120/208V, 3P-4W	1x prise de courant Hubbell de 100 A, 120/208 V, régime triphasé, 4 fils
The core / Le coeur	LeBreton Flats Park / Parc des plaines LeBreton	Pedestal	P9d	2x Camlok connector, 200A, 120/208V, 3P-4W	2x connecteurs Camlok de 200 A, 120/208 V, régime triphasé, 4 fils
The core / Le coeur	Major's Hill Park / Parc Major's Hill	Pedestal	PB1	1x Hubbell receptacle, 100A, 208V, 2 pole 1x Hubbell receptacle, 100A, 208V, 3 pole	1x Prise de courant Hubbell, 100A, 208V, 2 pole 1x Prise de courant Hubbell, 100A, 208V, 3 pole

Zone	Location - Emplacement	Type	Identification	Description of Asset	Description des biens
The core / Le coeur	Major's Hill Park / Parc Major's Hill	Pedestal	PB2	1x Hubbell receptacle, 100A, 208V, 2 pole 1x Hubbell receptacle, 100A, 208V, 3 pole	1x Prise de courant Hubbell, 100A, 208V, 2 pole 1x Prise de courant Hubbell, 100A, 208V, 3 pole
The core / Le coeur	Major's Hill Park / Parc Major's Hill	Pedestal	PB3	1x Hubbell receptacle, 100A, 208V, 2 pole 1x Hubbell receptacle, 100A, 208V, 3 pole	1x Prise de courant Hubbell, 100A, 208V, 2 pole 1x Prise de courant Hubbell, 100A, 208V, 3 pole
The core / Le coeur	Major's Hill Park / Parc Major's Hill	Pedestal	PB4	1x Hubbell receptacle, 100A, 208V, 2 pole 1x Hubbell receptacle, 100A, 208V, 3 pole	1x Prise de courant Hubbell, 100A, 208V, 2 pole 1x Prise de courant Hubbell, 100A, 208V, 3 pole
The core / Le coeur	Major's Hill Park / Parc Major's Hill	Pedestal	PB5	1x Hubbell receptacle, 100A, 208V, 2 pole 1x Hubbell receptacle, 100A, 208V, 3 pole	1x Prise de courant Hubbell, 100A, 208V, 2 pole 1x Prise de courant Hubbell, 100A, 208V, 3 pole
The core / Le coeur	Major's Hill Park / Parc Major's Hill	Pedestal	PB6	1x Hubbell receptacle, 100A, 208V, 2 pole 1x Hubbell receptacle, 100A, 208V, 3 pole	1x Prise de courant Hubbell, 100A, 208V, 2 pole 1x Prise de courant Hubbell, 100A, 208V, 3 pole
The core / Le coeur	Major's Hill Park / Parc Major's Hill	Pedestal	PB7	1x Hubbell receptacle, 100A, 208V, 2 pole 1x Hubbell receptacle, 100A, 208V, 3 pole	1x Prise de courant Hubbell, 100A, 208V, 2 pole 1x Prise de courant Hubbell, 100A, 208V, 3 pole
The core / Le coeur	Major's Hill Park / Parc Major's Hill	Pedestal	PB8	1x Hubbell receptacle, 100A, 208V, 2 pole 1x Hubbell receptacle, 100A, 208V, 3 pole	1x Prise de courant Hubbell, 100A, 208V, 2 pole 1x Prise de courant Hubbell, 100A, 208V, 3 pole
The core / Le coeur	LeBreton Flats Park / Parc des plaines LeBreton	Room / Pièce	PD1	4x Breakers, 800A, 600V, 3P-4W 1x Hydro meter	4x disjoncteurs de 800A, 600V, 3P-4W 1x compteur électrique
The core / Le coeur	LeBreton Flats Park / Parc des plaines LeBreton	Room / Pièce	PD2	9x Breakers, 1200A, 208V, 3P-4W	9x Disjoncteurs de 1200A, 208V, 3P-4W
The core / Le coeur	LeBreton Flats Park / Parc des plaines LeBreton	Room / Pièce	PD3	6x Breakers, 600A, 600V, 3P-4W	6x disjoncteurs de 600 A, 600 V, régime triphasé, 4 fils
The core / Le coeur	LeBreton Flats Park / Parc des plaines LeBreton	Room / Pièce	PD4	1x Breaker panel, 1200A, 208V, 3P-4W	1x tableau à disjoncteurs de 1200 A, 208 V, régime triphasé, 4 fils
The core / Le coeur	LeBreton Flats Park / Parc des plaines LeBreton	Room / Pièce	PD5	1x Breaker panel, 1200A, 208V, 3P-4W	1x tableau à disjoncteurs de 1200 A, 208 V, régime triphasé, 4 fils
152					

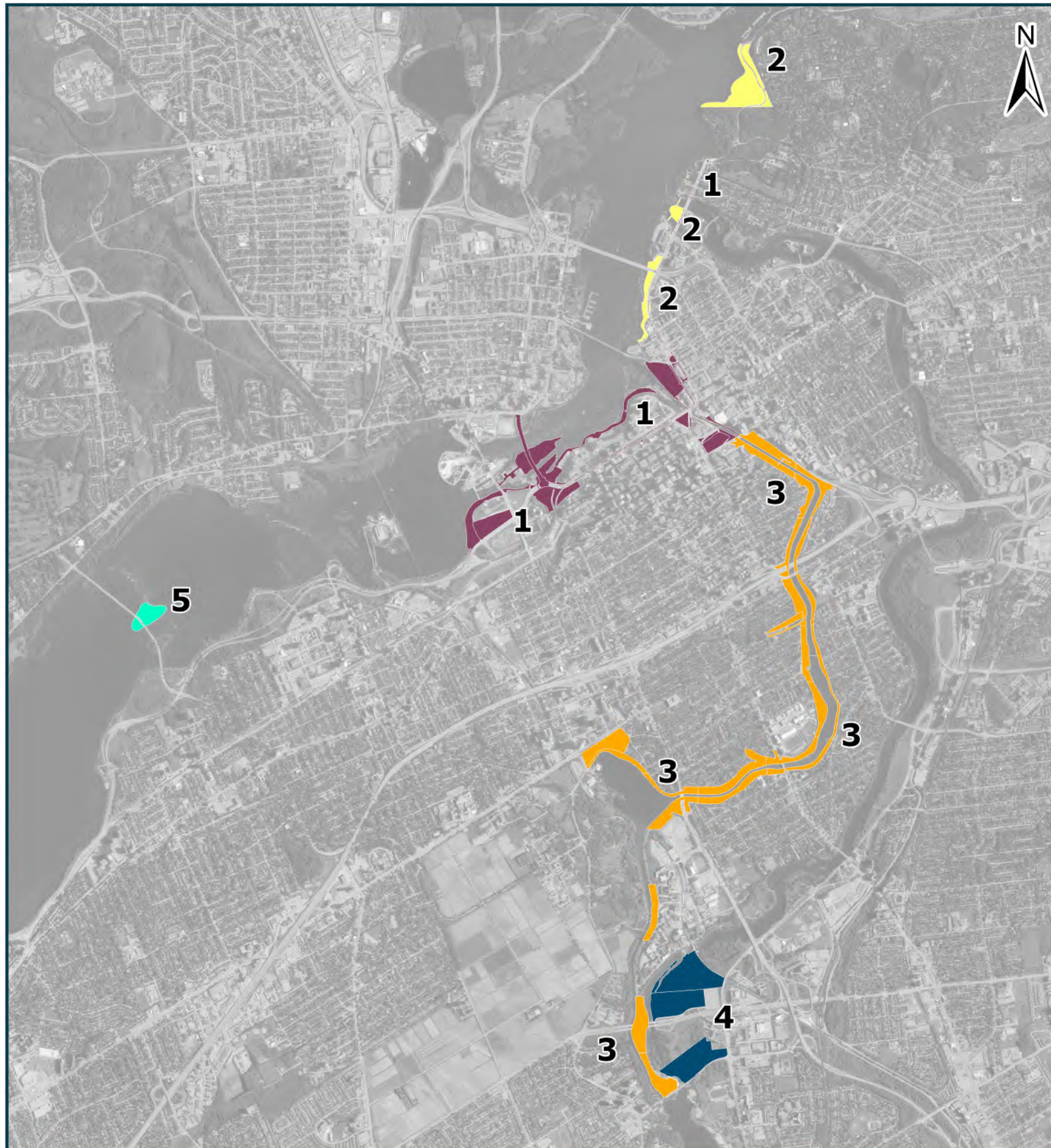


Request for Proposal - Demande de propositions

**Part II: Maps
Partie II: Cartes**

**Electrical: Kiosks & Pedestals
Électricité: Kiosques et piédestaux**

**April 1, 2025 - March 31, 2032
1 Avril 2025 - 31 Mars 2032**



Kiosks & Pedestals

Kiosques et piédestaux

#	Relevant Sites (by contract)	Sites pertinents (par contrat)
1	Core Lands	Terrains du Coeur
2	Eastern Lands	Terrains de l'est
3	Rideau Canal Corridor	Corridor du canal Rideau
4	Southern Lands	Terrains du Sud
5	Western Lands	Terrains de l'ouest



NATIONAL CAPITAL COMMISSION
 COMMISSION DE LA CAPITALE NATIONALE



Kiosks & Pedestals Kiosques et piédestaux		1
LeBreton Riverfront Rive des plaines LeBreton		
NCC Site Number Numéro de site (CCN)	Map Number Numéro de carte	Date: 09 Apr 2024
355627	1 of 45	Scale Échelle: 1:2,600
<ul style="list-style-type: none"> Electrical Kiosk Kiosque électrique Electrical Pedestal Piédestal électrique 		
<p>Sites (# by contract portfolio) Sites (# par portefeuille de contrats)</p> <ul style="list-style-type: none"> 1 - Core Lands 1 - Terrains du Coeur 2 - Eastern Lands 2 - Terrains de l'est 3 - Rideau Canal Corridor 3 - Corridor du canal Rideau 4 - Southern Lands 4 - Terrains du Sud 5 - Western Lands 5 - Terrains de l'ouest 		
<p><i>All data shown on this map has been verified as accurately as possible, however, the complete accuracy of this information cannot be guaranteed. Conduct Utility Location surveys before conducting underground work.</i></p> <p><i>Toutes les données identifiées sur cette carte ont été vérifiées aussi précisément que possible; cependant, l'exactitude totale de ces renseignements ne peut être garantie. Effectuez des lèves pour déterminer l'emplacement des services publics.</i></p>		
NATIONAL CAPITAL COMMISSION COMMISSION DE LA CAPITALE NATIONALE		



Kiosks & pedestals Kiosques et piédestaux		1
LeBreton Flats Park Parc des plaines LeBreton		
NCC Site Number Numéro de site (CCN)	Map Number Numéro de carte	Date: 09 Apr 2024
355628	2 of 45	Scale Échelle:

- Electrical Kiosk
Kiosque électrique
- Electrical Pedestal
Piédestal électrique

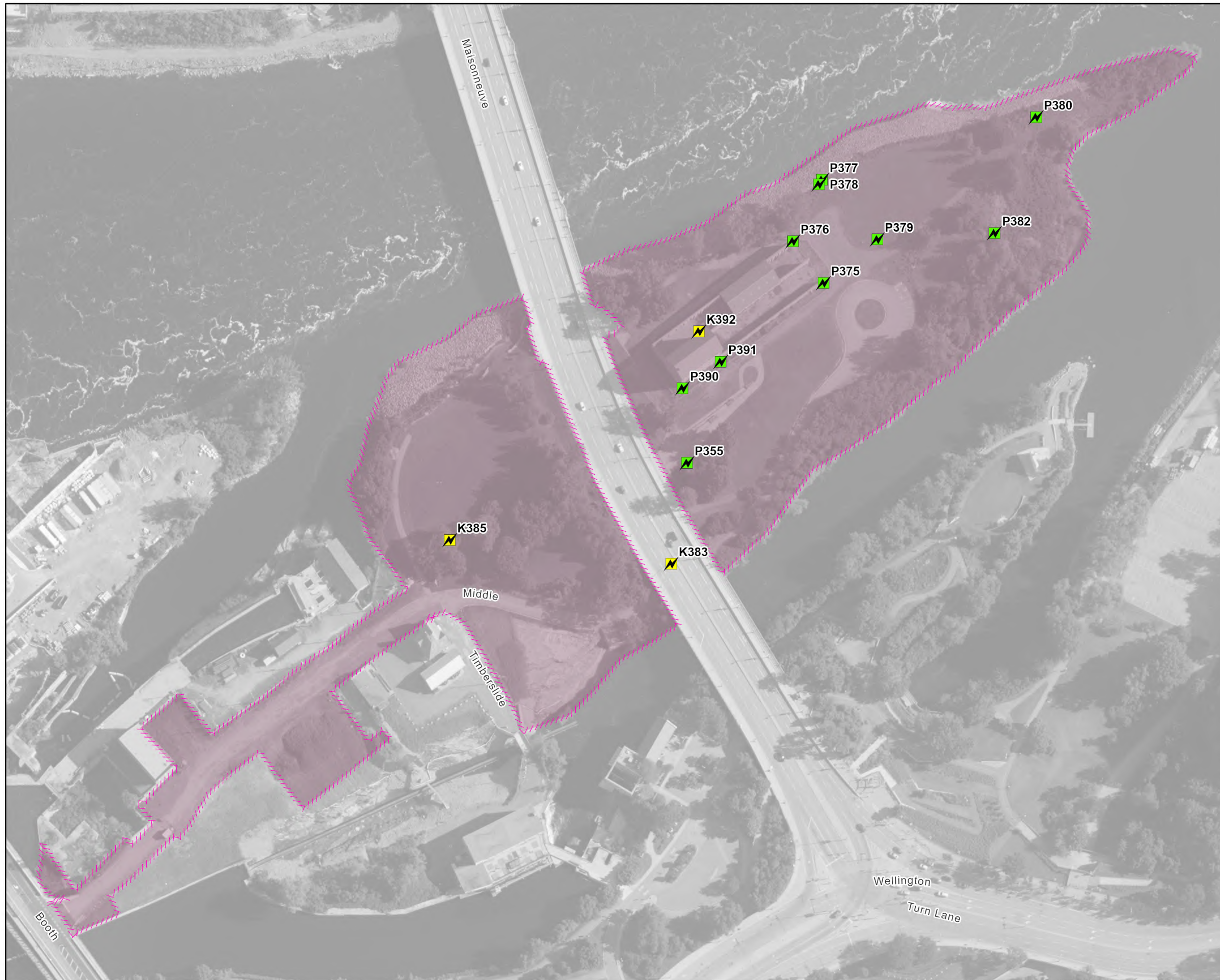
Sites (# by contract portfolio)
Sites (# par portefeuille de contrats)

- 1 - Core Lands
1 - Terrains du Coeur
- 2 - Eastern Lands
2 - Terrains de l'est
- 3 - Rideau Canal Corridor
3 - Corridor du canal Rideau
- 4 - Southern Lands
4 - Terrains du Sud
- 5 - Western Lands
5 - Terrains de l'ouest

All data shown on this map has been verified as accurately as possible, however, the complete accuracy of this information cannot be guaranteed. Conduct Utility Location surveys before conducting underground work.

Toutes les données identifiées sur cette carte ont été vérifiées aussi précisément que possible; cependant, l'exactitude totale de ces renseignements ne peut être garantie. Effectuez des lèves pour déterminer l'emplacement des services publics.

NATIONAL CAPITAL COMMISSION
COMMISSION DE LA CAPITALE NATIONALE



Kiosks & Pedestals Kiosques et piédestaux		1
Victoria Island Île Victoria		
NCC Site Number Numéro de site (CCN)	Map Number Numéro de carte	Date: 09 Apr 2024
98928	3 of 45	Scale Échelle: 1:1,900
<ul style="list-style-type: none"> Electrical Kiosk Kiosque électrique Electrical Pedestal Piédestal électrique <p style="margin-top: 10px;">Sites (# by contract portfolio) Sites (# par portefeuille de contrats)</p> <ul style="list-style-type: none"> 1 - Core Lands 1 - Terrains du Coeur 2 - Eastern Lands 2 - Terrains de l'est 3 - Rideau Canal Corridor 3 - Corridor du canal Rideau 4 - Southern Lands 4 - Terrains du Sud 5 - Western Lands 5 - Terrains de l'ouest 		
<p><i>All data shown on this map has been verified as accurately as possible, however, the complete accuracy of this information cannot be guaranteed. Conduct Utility Location surveys before conducting underground work.</i></p> <p><i>Toutes les données identifiées sur cette carte ont été vérifiées aussi précisément que possible; cependant, l'exactitude totale de ces renseignements ne peut être garantie. Effectuez des lèves pour déterminer l'emplacement des services publics.</i></p>		
NATIONAL CAPITAL COMMISSION COMMISSION DE LA CAPITALE NATIONALE		





Kiosks & Pedestals
Kiosques et piédestaux

Portage Bridge
Pont du Portage

NCC Site Number Numéro de site (CCN)	Map Number Numéro de carte	Date: 09 Apr 2024
334763	4 of 45	Scale Échelle: 1:2,700



-  Electrical Kiosk
Kiosque électrique
-  Electrical Pedestal
Piédestal électrique

Sites (# by contract portfolio)
 Sites (# par portefeuille de contrats)

-  1 - Core Lands
1 - Terrains du Coeur
-  2 - Eastern Lands
2 - Terrains de l'est
-  3 - Rideau Canal Corridor
3 - Corridor du canal Rideau
-  4 - Southern Lands
4 - Terrains du Sud
-  5 - Western Lands
5 - Terrains de l'ouest

All data shown on this map has been verified as accurately as possible, however, the complete accuracy of this information cannot be guaranteed. Conduct Utility Location surveys before conducting underground work.

Toutes les données identifiées sur cette carte ont été vérifiées aussi précisément que possible; cependant, l'exactitude totale de ces renseignements ne peut être garantie. Effectuez des lèves pour déterminer l'emplacement des services publics.





NATIONAL CAPITAL COMMISSION
COMMISSION DE LA CAPITALE NATIONALE



Kiosks & Pedestals
Kiosques et piédestaux

Richmond Landing
Débarcadère Richmond

NCC Site Number Numéro de site (CCN)	Map Number Numéro de carte	Date: 09 Apr 2024
441211	5 of 45	Scale Échelle: 1:1,300

-  Electrical Kiosk
Kiosque électrique
-  Electrical Pedestal
Piédestal électrique

Sites (# by contract portfolio)
 Sites (# par portefeuille de contrats)

-  1 - Core Lands
1 - Terrains du Coeur
-  2 - Eastern Lands
2 - Terrains de l'est
-  3 - Rideau Canal Corridor
3 - Corridor du canal Rideau
-  4 - Southern Lands
4 - Terrains du Sud
-  5 - Western Lands
5 - Terrains de l'ouest

All data shown on this map has been verified as accurately as possible, however, the complete accuracy of this information cannot be guaranteed. Conduct Utility Location surveys before conducting underground work.



Toutes les données identifiées sur cette carte ont été vérifiées aussi précisément que possible; cependant, l'exactitude totale de ces renseignements ne peut être garantie. Effectuez des lèves pour déterminer l'emplacement des services publics.



Kiosks & Pedestals
Kiosques et piédestaux

Parliament Hill Pathway
Sentier de la colline du Parlement

NCC Site Number Numéro de site (CCN)	Map Number Numéro de carte	Date: 09 Apr 2024
98924	6 of 45	Scale Échelle: 1:3,000

-  Electrical Kiosk
Kiosque électrique
-  Electrical Pedestal
Piédestal électrique

Sites (# by contract portfolio)
 Sites (# par portefeuille de contrats)

-  1 - Core Lands
1 - Terrains du Coeur
-  2 - Eastern Lands
2 - Terrains de l'est
-  3 - Rideau Canal Corridor
3 - Corridor du canal Rideau
-  4 - Southern Lands
4 - Terrains du Sud
-  5 - Western Lands
5 - Terrains de l'ouest








All data shown on this map has been verified as accurately as possible, however, the complete accuracy of this information cannot be guaranteed. Conduct Utility Location surveys before conducting underground work.

Toutes les données identifiées sur cette carte ont été vérifiées aussi précisément que possible; cependant, l'exactitude totale de ces renseignements ne peut être garantie. Effectuez des lèves pour déterminer l'emplacement des services publics.



Kiosks & Pedestals Kiosques et piédestaux		1
Portage Bridge Park Parc du Pont du Portage		
NCC Site Number Numéro de site (CCN)	Map Number Numéro de carte	Date: 09 Apr 2024
98929	7 of 45	Scale Échelle: 1:1,400
<ul style="list-style-type: none"> Electrical Kiosk Kiosque électrique Electrical Pedestal Piédestal électrique 		
<p>Sites (# by contract portfolio) Sites (# par portefeuille de contrats)</p> <ul style="list-style-type: none"> 1 - Core Lands 1 - Terrains du Coeur 2 - Eastern Lands 2 - Terrains de l'est 3 - Rideau Canal Corridor 3 - Corridor du canal Rideau 4 - Southern Lands 4 - Terrains du Sud 5 - Western Lands 5 - Terrains de l'ouest 		
<p><i>All data shown on this map has been verified as accurately as possible, however, the complete accuracy of this information cannot be guaranteed. Conduct Utility Location surveys before conducting underground work.</i></p> <p><i>Toutes les données identifiées sur cette carte ont été vérifiées aussi précisément que possible; cependant, l'exactitude totale de ces renseignements ne peut être garantie. Effectuez des lèves pour déterminer l'emplacement des services publics.</i></p>		
NATIONAL CAPITAL COMMISSION COMMISSION DE LA CAPITALE NATIONALE		





Kiosks & Pedestals Kiosques et piédestaux		1
Garden of the Provinces Jardin des provinces		
NCC Site Number Numéro de site (CCN)	Map Number Numéro de carte	Date: 09 Apr 2024
98931	8 of 45	Scale Échelle: 1:1,000
<p>  Electrical Kiosk Kiosque électrique  Electrical Pedestal Piédestal électrique </p> <p>Sites (# by contract portfolio) Sites (# par portefeuille de contrats)</p> <ul style="list-style-type: none">  1 - Core Lands 1 - Terrains du Coeur  2 - Eastern Lands 2 - Terrains de l'est  3 - Rideau Canal Corridor 3 - Corridor du canal Rideau  4 - Southern Lands 4 - Terrains du Sud  5 - Western Lands 5 - Terrains de l'ouest 		
<p><i>All data shown on this map has been verified as accurately as possible, however, the complete accuracy of this information cannot be guaranteed. Conduct Utility Location surveys before conducting underground work.</i></p> <p><i>Toutes les données identifiées sur cette carte ont été vérifiées aussi précisément que possible; cependant, l'exactitude totale de ces renseignements ne peut être garantie. Effectuez des lèves pour déterminer l'emplacement des services publics.</i></p>		
 NATIONAL CAPITAL COMMISSION COMMISSION DE LA CAPITALE NATIONALE		



Kiosks & Pedestals
Kiosques et piédestaux

Confed. Blvd. Ont. - Wellington West
Boul. Confed. Ont. - Wellington Ouest

NCC Site Number Numéro de site (CCN)	Map Number Numéro de carte	Date: 09 Apr 2024
98728	9 of 45	Scale Échelle: 1:2,250

-  Electrical Kiosk
Kiosque électrique
-  Electrical Pedestal
Piédestal électrique

Sites (# by contract portfolio)
 Sites (# par portefeuille de contrats)

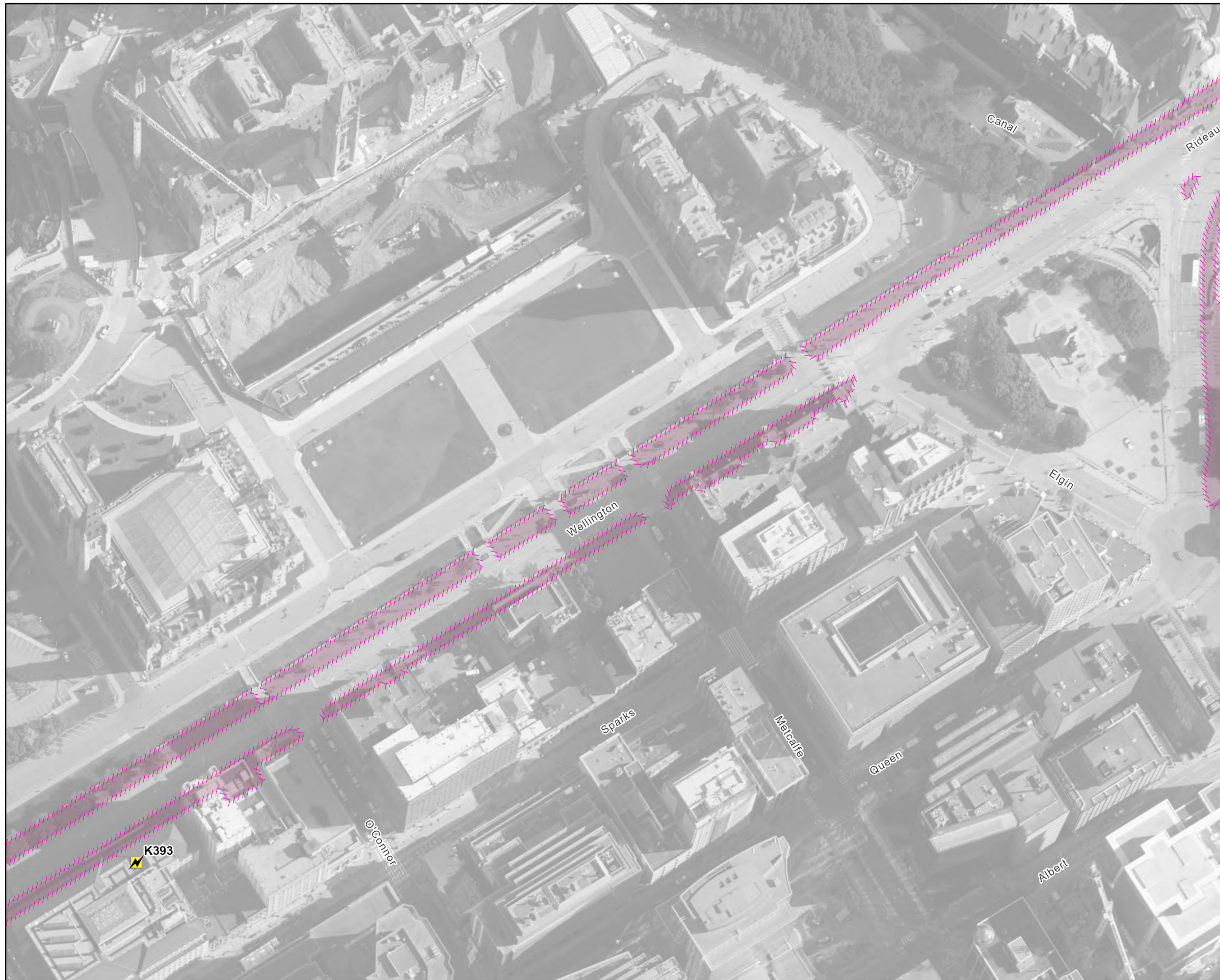
-  1 - Core Lands
1 - Terrains du Coeur
-  2 - Eastern Lands
2 - Terrains de l'est
-  3 - Rideau Canal Corridor
3 - Corridor du canal Rideau
-  4 - Southern Lands
4 - Terrains du Sud
-  5 - Western Lands
5 - Terrains de l'ouest


All data shown on this map has been verified as accurately as possible, however, the complete accuracy of this information cannot be guaranteed. Conduct Utility Location surveys before conducting underground work.



Toutes les données identifiées sur cette carte ont été vérifiées aussi précisément que possible; cependant, l'exactitude totale de ces renseignements ne peut être garantie. Effectuez des lèves pour déterminer l'emplacement des services publics.








NATIONAL CAPITAL COMMISSION
 COMMISSION DE LA CAPITALE NATIONALE



Kiosks & Pedestals Kiosques et piédestaux		1
Confed. Blvd. Ont. - Wellington East Boul. Confed. Ont. - Wellington Est		
NCC Site Number Numéro de site (CCN)	Map Number Numéro de carte	Date: 09 Apr 2024 Scale Échelle:
98728	10 of 45	1:1,700 


-  Electrical Kiosk
Kiosque électrique
-  Electrical Pedestal
Piédestal électrique

Sites (# by contract portfolio)
Sites (# par portefeuille de contrats)

-  1 - Core Lands
1 - Terrains du Coeur
-  2 - Eastern Lands
2 - Terrains de l'est
-  3 - Rideau Canal Corridor
3 - Corridor du canal Rideau
-  4 - Southern Lands
4 - Terrains du Sud
-  5 - Western Lands
5 - Terrains de l'ouest

All data shown on this map has been verified as accurately as possible, however, the complete accuracy of this information cannot be guaranteed. Conduct Utility Location surveys before conducting underground work.

Toutes les données identifiées sur cette carte ont été vérifiées aussi précisément que possible; cependant, l'exactitude totale de ces renseignements ne peut être garantie. Effectuez des lèves pour déterminer l'emplacement des services publics.



 NATIONAL CAPITAL COMMISSION
COMMISSION DE LA CAPITALE NATIONALE



Kiosks & Pedestals
Kiosques et piédestaux

National War Memorial
Monument commémoratif de guerre du Canada

NCC Site Number Numéro de site (CCN)	Map Number Numéro de carte	Date: 09 Apr 2024
98757	11 of 45	Scale Échelle: 1:600

-  Electrical Kiosk
Kiosque électrique
-  Electrical Pedestal
Piédestal électrique

Sites (# by contract portfolio)
 Sites (# par portefeuille de contrats)

-  1 - Core Lands
1 - Terrains du Coeur
-  2 - Eastern Lands
2 - Terrains de l'est
-  3 - Rideau Canal Corridor
3 - Corridor du canal Rideau
-  4 - Southern Lands
4 - Terrains du Sud
-  5 - Western Lands
5 - Terrains de l'ouest

All data shown on this map has been verified as accurately as possible, however, the complete accuracy of this information cannot be guaranteed. Conduct Utility Location surveys before conducting underground work.

Toutes les données identifiées sur cette carte ont été vérifiées aussi précisément que possible; cependant, l'exactitude totale de ces renseignements ne peut être garantie. Effectuez des lèves pour déterminer l'emplacement des services publics.



Kiosks & Pedestals
Kiosques et piédestaux

Confed. Blvd. Ont. - Plaza Bridge

Boul. Confed. Ont. - Pont Plaza

NCC Site Number Numéro de site (CCN)	Map Number Numéro de carte	Date: 09 Apr 2024
98728	12 of 45	Scale Échelle: 1:700

- Electrical Kiosk
Kiosque électrique
- Electrical Pedestal
Piédestal électrique

Sites (# by contract portfolio)
 Sites (# par portefeuille de contrats)

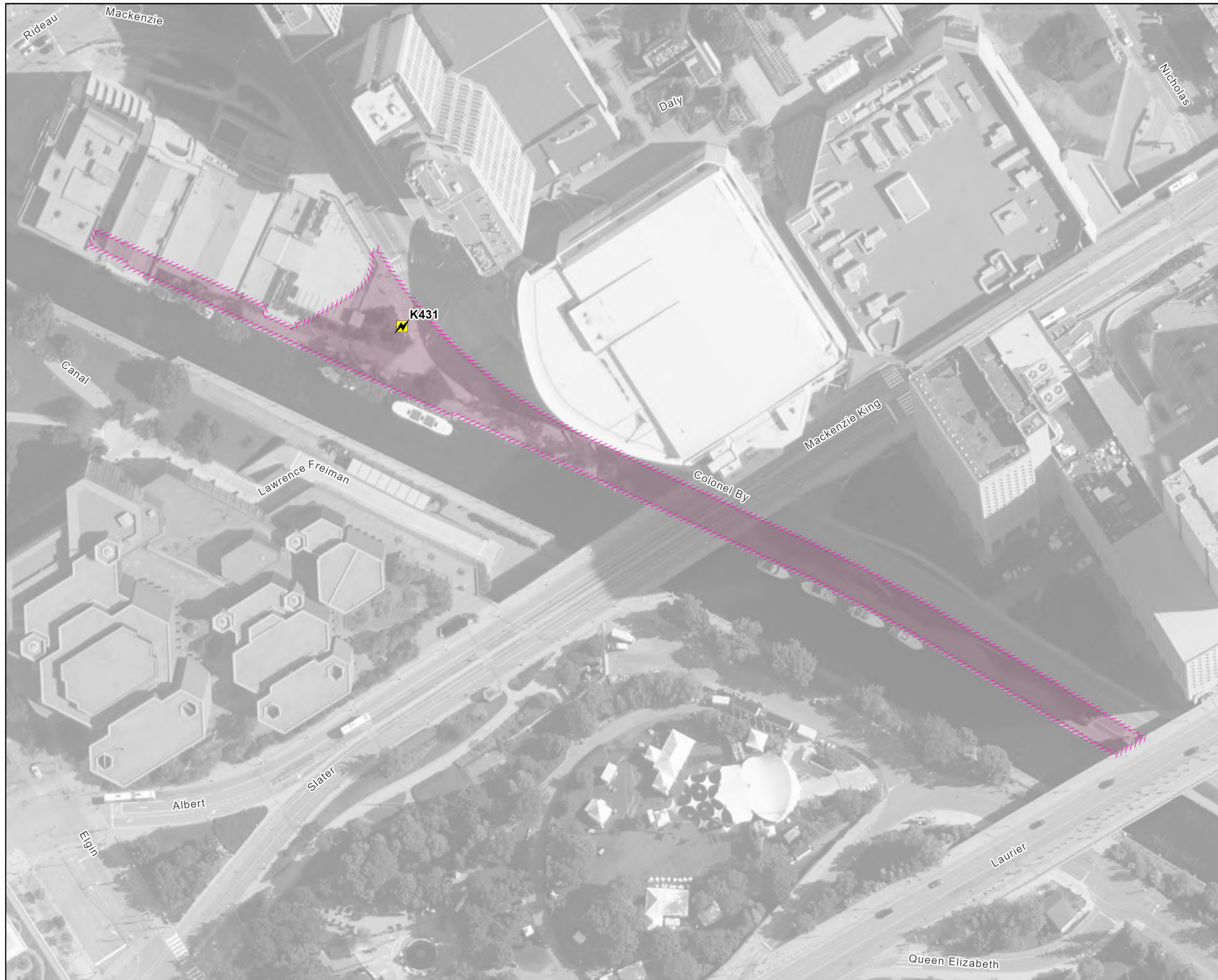
- 1 - Core Lands
1 - Terrains du Coeur
- 2 - Eastern Lands
2 - Terrains de l'est
- 3 - Rideau Canal Corridor
3 - Corridor du canal Rideau
- 4 - Southern Lands
4 - Terrains du Sud
- 5 - Western Lands
5 - Terrains de l'ouest

All data shown on this map has been verified as accurately as possible, however, the complete accuracy of this information cannot be guaranteed. Conduct Utility Location surveys before conducting underground work.

Toutes les données identifiées sur cette carte ont été vérifiées aussi précisément que possible; cependant, l'exactitude totale de ces renseignements ne peut être garantie. Effectuez des lèves pour déterminer l'emplacement des services publics.



NATIONAL CAPITAL COMMISSION
COMMISSION DE LA CAPITALE NATIONALE





Kiosks & Pedestals
Kiosques et piédestaux

Rideau Canal Esplanade

Esplanade du canal Rideau

NCC Site Number Numéro de site (CCN)	Map Number Numéro de carte	Date: 09 Apr 2024
336264	13 of 45	Scale Échelle:
		1:1,400



-  Electrical Kiosk
Kiosque électrique
-  Electrical Pedestal
Piédestal électrique


Sites (# by contract portfolio)
 Sites (# par portefeuille de contrats)

-  1 - Core Lands
1 - Terrains du Coeur
-  2 - Eastern Lands
2 - Terrains de l'est
-  3 - Rideau Canal Corridor
3 - Corridor du canal Rideau
-  4 - Southern Lands
4 - Terrains du Sud
-  5 - Western Lands
5 - Terrains de l'ouest

All data shown on this map has been verified as accurately as possible, however, the complete accuracy of this information cannot be guaranteed. Conduct Utility Location surveys before conducting underground work.

Toutes les données identifiées sur cette carte ont été vérifiées aussi précisément que possible; cependant, l'exactitude totale de ces renseignements ne peut être garantie. Effectuez des lèves pour déterminer l'emplacement des services publics.





Kiosks & Pedestals Kiosques et piédestaux		1
Queen Elizabeth Drive North of Laurier Prom. de la Reine-Elizabeth au nord de Laurier		
NCC Site Number Numéro de site (CCN)	Map Number Numéro de carte	Date: 09 Apr 2024
336265	14 of 45	Scale Échelle: 1:1,250
<div style="display: flex; justify-content: space-between;"> <div style="width: 20px; height: 20px; border: 1px dashed black; background-color: #FFD700;"></div> <div>Electrical Kiosk Kiosque électrique</div> </div> <div style="display: flex; justify-content: space-between; margin-top: 5px;"> <div style="width: 20px; height: 20px; border: 1px dashed black; background-color: #008000;"></div> <div>Electrical Pedestal Piédestal électrique</div> </div> <p style="margin-top: 10px;">Sites (# by contract portfolio) Sites (# par portefeuille de contrats)</p> <div style="display: flex; justify-content: space-between; margin-bottom: 5px;"> <div style="width: 20px; height: 20px; border: 1px dashed black; background-color: #FFC0CB;"></div> <div>1 - Core Lands 1 - Terrains du Coeur</div> </div> <div style="display: flex; justify-content: space-between; margin-bottom: 5px;"> <div style="width: 20px; height: 20px; border: 1px dashed black; background-color: #FFD700;"></div> <div>2 - Eastern Lands 2 - Terrains de l'est</div> </div> <div style="display: flex; justify-content: space-between; margin-bottom: 5px;"> <div style="width: 20px; height: 20px; border: 1px dashed black; background-color: #FFD700;"></div> <div>3 - Rideau Canal Corridor 3 - Corridor du canal Rideau</div> </div> <div style="display: flex; justify-content: space-between; margin-bottom: 5px;"> <div style="width: 20px; height: 20px; border: 1px dashed black; background-color: #ADD8E6;"></div> <div>4 - Southern Lands 4 - Terrains du Sud</div> </div> <div style="display: flex; justify-content: space-between;"> <div style="width: 20px; height: 20px; border: 1px dashed black; background-color: #00CED1;"></div> <div>5 - Western Lands 5 - Terrains de l'ouest</div> </div> <p style="font-size: 0.8em; margin-top: 10px;"><i>All data shown on this map has been verified as accurately as possible, however, the complete accuracy of this information cannot be guaranteed. Conduct Utility Location surveys before conducting underground work.</i></p> <p style="font-size: 0.8em;"><i>Toutes les données identifiées sur cette carte ont été vérifiées aussi précisément que possible; cependant, l'exactitude totale de ces renseignements ne peut être garantie. Effectuez des lèves pour déterminer l'emplacement des services publics.</i></p>		
NATIONAL CAPITAL COMMISSION COMMISSION DE LA CAPITALE NATIONALE		



Kiosks & Pedestals Kiosques et piédestaux		1
Confederation Park Parc de la Confédération		
NCC Site Number Numéro de site (CCN)	Map Number Numéro de carte	Date: 09 Apr 2024
98732	15 of 45	Scale Échelle: 1:750
<ul style="list-style-type: none"> Electrical Kiosk Kiosque électrique Electrical Pedestal Piédestal électrique <p>Sites (# by contract portfolio) Sites (# par portefeuille de contrats)</p> <ul style="list-style-type: none"> 1 - Core Lands 1 - Terrains du Coeur 2 - Eastern Lands 2 - Terrains de l'est 3 - Rideau Canal Corridor 3 - Corridor du canal Rideau 4 - Southern Lands 4 - Terrains du Sud 5 - Western Lands 5 - Terrains de l'ouest 		
<p><i>All data shown on this map has been verified as accurately as possible, however, the complete accuracy of this information cannot be guaranteed. Conduct Utility Location surveys before conducting underground work.</i></p> <p><i>Toutes les données identifiées sur cette carte ont été vérifiées aussi précisément que possible; cependant, l'exactitude totale de ces renseignements ne peut être garantie. Effectuez des lèves pour déterminer l'emplacement des services publics.</i></p>		
NATIONAL CAPITAL COMMISSION COMMISSION DE LA CAPITALE NATIONALE		



Mackenzie King Bridge Triangle and Terrace
Triangle et terrasse du pont Mackenzie-King

NCC Site Number Numéro de site (CCN)	Map Number Numéro de carte	Date: 09 Apr 2024
98760	16 of 45	Scale Échelle: 1:700

- Electrical Kiosk
Kiosque électrique
- Electrical Pedestal
Piédestal électrique

Sites (# by contract portfolio)
Sites (# par portefeuille de contrats)

- 1 - Core Lands
1 - Terrains du Coeur
- 2 - Eastern Lands
2 - Terrains de l'est
- 3 - Rideau Canal Corridor
3 - Corridor du canal Rideau
- 4 - Southern Lands
4 - Terrains du Sud
- 5 - Western Lands
5 - Terrains de l'ouest

All data shown on this map has been verified as accurately as possible, however, the complete accuracy of this information cannot be guaranteed. Conduct Utility Location surveys before conducting underground work.

Toutes les données identifiées sur cette carte ont été vérifiées aussi précisément que possible; cependant, l'exactitude totale de ces renseignements ne peut être garantie. Effectuez des lèves pour déterminer l'emplacement des services publics.





Kiosks & Pedestals Kiosques et piédestaux		1
1 Wellington Terrace Terrasse 1, Wellington		
NCC Site Number Numéro de site (CCN)	Map Number Numéro de carte	Date: 09 Apr 2024
441239	17 of 45	Scale Échelle: 1:500
<ul style="list-style-type: none"> Electrical Kiosk Kiosque électrique Electrical Pedestal Piédestal électrique <p>Sites (# by contract portfolio) Sites (# par portefeuille de contrats)</p> <ul style="list-style-type: none"> 1 - Core Lands 1 - Terrains du Coeur 2 - Eastern Lands 2 - Terrains de l'est 3 - Rideau Canal Corridor 3 - Corridor du canal Rideau 4 - Southern Lands 4 - Terrains du Sud 5 - Western Lands 5 - Terrains de l'ouest 		
<p><i>All data shown on this map has been verified as accurately as possible, however, the complete accuracy of this information cannot be guaranteed. Conduct Utility Location surveys before conducting underground work.</i></p> <p><i>Toutes les données identifiées sur cette carte ont été vérifiées aussi précisément que possible; cependant, l'exactitude totale de ces renseignements ne peut être garantie. Effectuez des lèves pour déterminer l'emplacement des services publics.</i></p>		
		NATIONAL CAPITAL COMMISSION COMMISSION DE LA CAPITALE NATIONALE



Kiosks & Pedestals
Kiosques et piédestaux

Major's Hill Park
Parc Major's Hill

NCC Site Number Numéro de site (CCN)	Map Number Numéro de carte	Date: 09 Apr 2024
98733	18 of 45	Scale Échelle: 1:1,400

-  Electrical Kiosk
Kiosque électrique
-  Electrical Pedestal
Piédestal électrique

Sites (# by contract portfolio)
 Sites (# par portefeuille de contrats)

-  1 - Core Lands
1 - Terrains du Coeur
-  2 - Eastern Lands
2 - Terrains de l'est
-  3 - Rideau Canal Corridor
3 - Corridor du canal Rideau
-  4 - Southern Lands
4 - Terrains du Sud
-  5 - Western Lands
5 - Terrains de l'ouest

All data shown on this map has been verified as accurately as possible, however, the complete accuracy of this information cannot be guaranteed. Conduct Utility Location surveys before conducting underground work.

Toutes les données identifiées sur cette carte ont été vérifiées aussi précisément que possible; cependant, l'exactitude totale de ces renseignements ne peut être garantie. Effectuez des lèves pour déterminer l'emplacement des services publics.







Kiosks & Pedestals Kiosques et piédestaux		1
Peacekeeping Monument Monument au maintien de la paix		
NCC Site Number Numéro de site (CCN)	Map Number Numéro de carte	Date: 09 Apr 2024
98771	19 of 45	Scale Échelle: 1:300
<ul style="list-style-type: none"> Electrical Kiosk Kiosque électrique Electrical Pedestal Piédestal électrique <p>Sites (# by contract portfolio) Sites (# par portefeuille de contrats)</p> <ul style="list-style-type: none"> 1 - Core Lands 1 - Terrains du Coeur 2 - Eastern Lands 2 - Terrains de l'est 3 - Rideau Canal Corridor 3 - Corridor du canal Rideau 4 - Southern Lands 4 - Terrains du Sud 5 - Western Lands 5 - Terrains de l'ouest 		
<p><i>All data shown on this map has been verified as accurately as possible, however, the complete accuracy of this information cannot be guaranteed. Conduct Utility Location surveys before conducting underground work.</i></p> <p><i>Toutes les données identifiées sur cette carte ont été vérifiées aussi précisément que possible; cependant, l'exactitude totale de ces renseignements ne peut être garantie. Effectuez des lèves pour déterminer l'emplacement des services publics.</i></p>		
NATIONAL CAPITAL COMMISSION COMMISSION DE LA CAPITALE NATIONALE		



Kiosks & Pedestals
Kiosques et piédestaux

Confed. Blvd. Ont. - Rideau to St-Patrick
Boul. Confed. Ont. - Rideau à St-Patrick

NCC Site Number Numéro de site (CCN)	Map Number Numéro de carte	Date: 09 Apr 2024
98728	20 of 45	Scale Échelle: 1:2,000

-  Electrical Kiosk
Kiosque électrique
-  Electrical Pedestal
Piédestal électrique

Sites (# by contract portfolio)
 Sites (# par portefeuille de contrats)

-  1 - Core Lands
1 - Terrains du Coeur
-  2 - Eastern Lands
2 - Terrains de l'est
-  3 - Rideau Canal Corridor
3 - Corridor du canal Rideau
-  4 - Southern Lands
4 - Terrains du Sud
-  5 - Western Lands
5 - Terrains de l'ouest

All data shown on this map has been verified as accurately as possible, however, the complete accuracy of this information cannot be guaranteed. Conduct Utility Location surveys before conducting underground work.

Toutes les données identifiées sur cette carte ont été vérifiées aussi précisément que possible; cependant, l'exactitude totale de ces renseignements ne peut être garantie. Effectuez des levés pour déterminer l'emplacement des services publics.





Kiosks & Pedestals Kiosques et piédestaux		1
Confed. Blvd. Sussex - St. Patrick to Bolton Boul Confed Sussex - St. Patrick à Bolton		
NCC Site Number Numéro de site (CCN)	Map Number Numéro de carte	Date: 09 Apr 2024
343528	21 of 45	Scale Échelle: 1:1,700
<ul style="list-style-type: none"> Electrical Kiosk Kiosque électrique Electrical Pedestal Piédestal électrique 		
<p>Sites (# by contract portfolio) Sites (# par portefeuille de contrats)</p> <ul style="list-style-type: none"> 1 - Core Lands 1 - Terrains du Coeur 2 - Eastern Lands 2 - Terrains de l'est 3 - Rideau Canal Corridor 3 - Corridor du canal Rideau 4 - Southern Lands 4 - Terrains du Sud 5 - Western Lands 5 - Terrains de l'ouest 		
<p><i>All data shown on this map has been verified as accurately as possible, however, the complete accuracy of this information cannot be guaranteed. Conduct Utility Location surveys before conducting underground work.</i></p> <p><i>Toutes les données identifiées sur cette carte ont été vérifiées aussi précisément que possible; cependant, l'exactitude totale de ces renseignements ne peut être garantie. Effectuez des lèves pour déterminer l'emplacement des services publics.</i></p>		
NATIONAL CAPITAL COMMISSION COMMISSION DE LA CAPITALE NATIONALE		



Kiosks & Pedestals
Kiosques et piédestaux

Confed. Blvd. Sussex - King Edward to Mackay
Boul Confed Sussex - King Edward à Mackay

NCC Site Number Numéro de site (CCN)	Map Number Numéro de carte	Date: 09 Apr 2024
343528	22 of 45	Scale Échelle: 1:2,400

-  Electrical Kiosk
Kiosque électrique
-  Electrical Pedestal
Piédestal électrique

Sites (# by contract portfolio)
 Sites (# par portefeuille de contrats)

-  1 - Core Lands
1 - Terrains du Coeur
-  2 - Eastern Lands
2 - Terrains de l'est
-  3 - Rideau Canal Corridor
3 - Corridor du canal Rideau
-  4 - Southern Lands
4 - Terrains du Sud
-  5 - Western Lands
5 - Terrains de l'ouest

All data shown on this map has been verified as accurately as possible, however, the complete accuracy of this information cannot be guaranteed. Conduct Utility Location surveys before conducting underground work.

Toutes les données identifiées sur cette carte ont été vérifiées aussi précisément que possible; cependant, l'exactitude totale de ces renseignements ne peut être garantie. Effectuez des lèves pour déterminer l'emplacement des services publics.





Kiosks & Pedestals
Kiosques et piédestaux

1

Confed. Blvd. Sussex - Traffic Circle to Mackay
Boul Confed Sussex - Carref. giratoire à Mackay

NCC Site Number Numéro de site (CCN)	Map Number Numéro de carte	Date: 09 Apr 2024
343528	23 of 45	Scale Échelle: 1:500

-  Electrical Kiosk
Kiosque électrique
-  Electrical Pedestal
Piédestal électrique

Sites (# by contract portfolio)
 Sites (# par portefeuille de contrats)

-  1 - Core Lands
1 - Terrains du Coeur
-  2 - Eastern Lands
2 - Terrains de l'est
-  3 - Rideau Canal Corridor
3 - Corridor du canal Rideau
-  4 - Southern Lands
4 - Terrains du Sud
-  5 - Western Lands
5 - Terrains de l'ouest

All data shown on this map has been verified as accurately as possible, however, the complete accuracy of this information cannot be guaranteed. Conduct Utility Location surveys before conducting underground work.

Toutes les données identifiées sur cette carte ont été vérifiées aussi précisément que possible; cependant, l'exactitude totale de ces renseignements ne peut être garantie. Effectuez des lèves pour déterminer l'emplacement des services publics.



Kiosks & Pedestals
Kiosques et piédestaux

Lady Grey Drive
 Promenade Lady Grey

NCC Site Number Numéro de site (CCN)	Map Number Numéro de carte	Date: 09 Apr 2024
98751	24 of 45	Scale Échelle: 1:3,250

- Electrical Kiosk
Kiosque électrique
- Electrical Pedestal
Piédestal électrique

Sites (# by contract portfolio)
 Sites (# par portefeuille de contrats)



- 1 - Core Lands
1 - Terrains du Coeur
- 2 - Eastern Lands
2 - Terrains de l'est
- 3 - Rideau Canal Corridor
3 - Corridor du canal Rideau
- 4 - Southern Lands
4 - Terrains du Sud
- 5 - Western Lands
5 - Terrains de l'ouest

All data shown on this map has been verified as accurately as possible, however, the complete accuracy of this information cannot be guaranteed. Conduct Utility Location surveys before conducting underground work.

Toutes les données identifiées sur cette carte ont été vérifiées aussi précisément que possible; cependant, l'exactitude totale de ces renseignements ne peut être garantie. Effectuez des lèves pour déterminer l'emplacement des services publics.

Rockcliffe Park - Lisgar
Parc Rockcliffe - Lisgar

NCC Site Number Numéro de site (CCN)	Map Number Numéro de carte	Date: 09 Apr 2024
98874	25 of 45	Scale Échelle: 1:2,750

-  Electrical Kiosk
Kiosque électrique
-  Electrical Pedestal
Piédestal électrique

Sites (# by contract portfolio)
Sites (# par portefeuille de contrats)

-  1 - Core Lands
1 - Terrains du Coeur
-  2 - Eastern Lands
2 - Terrains de l'est
-  3 - Rideau Canal Corridor
3 - Corridor du canal Rideau
-  4 - Southern Lands
4 - Terrains du Sud
-  5 - Western Lands
5 - Terrains de l'ouest



All data shown on this map has been verified as accurately as possible, however, the complete accuracy of this information cannot be guaranteed. Conduct Utility Location surveys before conducting underground work.

Toutes les données identifiées sur cette carte ont été vérifiées aussi précisément que possible; cependant, l'exactitude totale de ces renseignements ne peut être garantie. Effectuez des lèves pour déterminer l'emplacement des services publics.



NCC Site Number Numéro de site (CCN)	Map Number Numéro de carte	Date: 09 Apr 2024
98736	26 of 45	Scale Échelle: 1:1,000



-  Electrical Kiosk
Kiosque électrique
-  Electrical Pedestal
Piédestal électrique

Sites (# by contract portfolio)
 Sites (# par portefeuille de contrats)

-  1 - Core Lands
1 - Terrains du Coeur
-  2 - Eastern Lands
2 - Terrains de l'est
-  3 - Rideau Canal Corridor
3 - Corridor du canal Rideau
-  4 - Southern Lands
4 - Terrains du Sud
-  5 - Western Lands
5 - Terrains de l'ouest



All data shown on this map has been verified as accurately as possible, however, the complete accuracy of this information cannot be guaranteed. Conduct Utility Location surveys before conducting underground work.

Toutes les données identifiées sur cette carte ont été vérifiées aussi précisément que possible; cependant, l'exactitude totale de ces renseignements ne peut être garantie. Effectuez des lèves pour déterminer l'emplacement des services publics.







Kiosks & Pedestals
Kiosques et piédestaux

CBD - QED - Hog's Back

PCB - PRE - Hog's Back

NCC Site Number Numéro de site (CCN)	Map Number Numéro de carte	Date: 09 Apr 2024
98783	27 of 45	Scale Échelle: 1:1,700

-  Electrical Kiosk
Kiosque électrique
-  Electrical Pedestal
Piédestal électrique

Sites (# by contract portfolio)
 Sites (# par portefeuille de contrats)

-  1 - Core Lands
1 - Terrains du Coeur
-  2 - Eastern Lands
2 - Terrains de l'est
-  3 - Rideau Canal Corridor
3 - Corridor du canal Rideau
-  4 - Southern Lands
4 - Terrains du Sud
-  5 - Western Lands
5 - Terrains de l'ouest

All data shown on this map has been verified as accurately as possible, however, the complete accuracy of this information cannot be guaranteed. Conduct Utility Location surveys before conducting underground work.

Toutes les données identifiées sur cette carte ont été vérifiées aussi précisément que possible; cependant, l'exactitude totale de ces renseignements ne peut être garantie. Effectuez des lèves pour déterminer l'emplacement des services publics.



NATIONAL CAPITAL COMMISSION
COMMISSION DE LA CAPITALE NATIONALE





Kiosks & Pedestals
Kiosques et piédestaux

CBD - QED - Heron

PCB - PRE - Heron

NCC Site Number Numéro de site (CCN)	Map Number Numéro de carte	Date: 09 Apr 2024
98783	28 of 45	Scale Échelle: 1:2,100



-  Electrical Kiosk
Kiosque électrique
-  Electrical Pedestal
Piédestal électrique

Sites (# by contract portfolio)
 Sites (# par portefeuille de contrats)

-  1 - Core Lands
1 - Terrains du Coeur
-  2 - Eastern Lands
2 - Terrains de l'est
-  3 - Rideau Canal Corridor
3 - Corridor du canal Rideau
-  4 - Southern Lands
4 - Terrains du Sud
-  5 - Western Lands
5 - Terrains de l'ouest

All data shown on this map has been verified as accurately as possible, however, the complete accuracy of this information cannot be guaranteed. Conduct Utility Location surveys before conducting underground work.

Toutes les données identifiées sur cette carte ont été vérifiées aussi précisément que possible; cependant, l'exactitude totale de ces renseignements ne peut être garantie. Effectuez des lèves pour déterminer l'emplacement des services publics.



NATIONAL CAPITAL COMMISSION
COMMISSION DE LA CAPITALE NATIONALE





Kiosks & Pedestals
Kiosques et piédestaux

CBD - QED - Library Rd

PCB - PRE - ch. Library

NCC Site Number Numéro de site (CCN)	Map Number Numéro de carte	Date: 09 Apr 2024
98783	29 of 45	Scale Échelle: 1:2,100

-  Electrical Kiosk
Kiosque électrique
-  Electrical Pedestal
Piédestal électrique

Sites (# by contract portfolio)
 Sites (# par portefeuille de contrats)

-  1 - Core Lands
1 - Terrains du Coeur
-  2 - Eastern Lands
2 - Terrains de l'est
-  3 - Rideau Canal Corridor
3 - Corridor du canal Rideau
-  4 - Southern Lands
4 - Terrains du Sud
-  5 - Western Lands
5 - Terrains de l'ouest



All data shown on this map has been verified as accurately as possible, however, the complete accuracy of this information cannot be guaranteed. Conduct Utility Location surveys before conducting underground work.

Toutes les données identifiées sur cette carte ont été vérifiées aussi précisément que possible; cependant, l'exactitude totale de ces renseignements ne peut être garantie. Effectuez des lèves pour déterminer l'emplacement des services publics.



Commissioners Park - Preston
Le parc des Commissaires - Preston

NCC Site Number Numéro de site (CCN)	Map Number Numéro de carte	Date: 09 Apr 2024
98790	30 of 45	Scale Échelle: 1:1,500

-  Electrical Kiosk
Kiosque électrique
-  Electrical Pedestal
Piédestal électrique

Sites (# by contract portfolio)
 Sites (# par portefeuille de contrats)

-  1 - Core Lands
1 - Terrains du Coeur
-  2 - Eastern Lands
2 - Terrains de l'est
-  3 - Rideau Canal Corridor
3 - Corridor du canal Rideau
-  4 - Southern Lands
4 - Terrains du Sud
-  5 - Western Lands
5 - Terrains de l'ouest

All data shown on this map has been verified as accurately as possible, however, the complete accuracy of this information cannot be guaranteed. Conduct Utility Location surveys before conducting underground work.

Toutes les données identifiées sur cette carte ont été vérifiées aussi précisément que possible; cependant, l'exactitude totale de ces renseignements ne peut être garantie. Effectuez des lèves pour déterminer l'emplacement des services publics.



Kiosks & Pedestals Kiosques et piédestaux		3
CBD - QED - Dows Lake PCB - PRE - Lac Dows		
NCC Site Number Numéro de site (CCN)	Map Number Numéro de carte	Date: 09 Apr 2024 Scale Échelle: 1:1,600
98783	31 of 45	

- Electrical Kiosk
Kiosque électrique
- Electrical Pedestal
Piédestal électrique

Sites (# by contract portfolio)
Sites (# par portefeuille de contrats)

- 1 - Core Lands
1 - Terrains du Coeur
- 2 - Eastern Lands
2 - Terrains de l'est
- 3 - Rideau Canal Corridor
3 - Corridor du canal Rideau
- 4 - Southern Lands
4 - Terrains du Sud
- 5 - Western Lands
5 - Terrains de l'ouest

All data shown on this map has been verified as accurately as possible, however, the complete accuracy of this information cannot be guaranteed. Conduct Utility Location surveys before conducting underground work.

Toutes les données identifiées sur cette carte ont été vérifiées aussi précisément que possible; cependant, l'exactitude totale de ces renseignements ne peut être garantie. Effectuez des lèves pour déterminer l'emplacement des services publics.

NATIONAL CAPITAL COMMISSION
COMMISSION DE LA CAPITALE NATIONALE





Kiosks & Pedestals Kiosques et piédestaux		3
CBD - QED - Bronson		
PCB - PRE - Bronson		
NCC Site Number Numéro de site (CCN)	Map Number Numéro de carte	Date: 09 Apr 2024
98783	32 of 45	Scale Échelle: 1:2,000
<ul style="list-style-type: none"> Electrical Kiosk Kiosque électrique Electrical Pedestal Piédestal électrique <p>Sites (# by contract portfolio) Sites (# par portefeuille de contrats)</p> <ul style="list-style-type: none"> 1 - Core Lands 1 - Terrains du Coeur 2 - Eastern Lands 2 - Terrains de l'est 3 - Rideau Canal Corridor 3 - Corridor du canal Rideau 4 - Southern Lands 4 - Terrains du Sud 5 - Western Lands 5 - Terrains de l'ouest 		
<p><i>All data shown on this map has been verified as accurately as possible, however, the complete accuracy of this information cannot be guaranteed. Conduct Utility Location surveys before conducting underground work.</i></p> <p><i>Toutes les données identifiées sur cette carte ont été vérifiées aussi précisément que possible; cependant, l'exactitude totale de ces renseignements ne peut être garantie. Effectuez des lèves pour déterminer l'emplacement des services publics.</i></p>		
NATIONAL CAPITAL COMMISSION COMMISSION DE LA CAPITALE NATIONALE		



Kiosks & Pedestals
Kiosques et piédestaux

CBD - QED - Torrington
PCB - PRE - Torrington

NCC Site Number Numéro de site (CCN)	Map Number Numéro de carte	Date: 09 Apr 2024
98783	33 of 45	Scale Échelle: 1:2,000

-  Electrical Kiosk
Kiosque électrique
-  Electrical Pedestal
Piédestal électrique

Sites (# by contract portfolio)
 Sites (# par portefeuille de contrats)

-  1 - Core Lands
1 - Terrains du Coeur
-  2 - Eastern Lands
2 - Terrains de l'est
-  3 - Rideau Canal Corridor
3 - Corridor du canal Rideau
-  4 - Southern Lands
4 - Terrains du Sud
-  5 - Western Lands
5 - Terrains de l'ouest

All data shown on this map has been verified as accurately as possible, however, the complete accuracy of this information cannot be guaranteed. Conduct Utility Location surveys before conducting underground work.

Toutes les données identifiées sur cette carte ont été vérifiées aussi précisément que possible; cependant, l'exactitude totale de ces renseignements ne peut être garantie. Effectuez des lèves pour déterminer l'emplacement des services publics.



Kiosks & Pedestals Kiosques et piédestaux		3
CBD - QED - Bank		
PCB - PRE - Bank		
NCC Site Number Numéro de site (CCN)	Map Number Numéro de carte	Date: 09 Apr 2024
98783	34 of 45	Scale Échelle: 1:2,000
<ul style="list-style-type: none"> Electrical Kiosk Kiosque électrique Electrical Pedestal Piédestal électrique 		
<p>Sites (# by contract portfolio) Sites (# par portefeuille de contrats)</p> <ul style="list-style-type: none"> 1 - Core Lands 1 - Terrains du Coeur 2 - Eastern Lands 2 - Terrains de l'est 3 - Rideau Canal Corridor 3 - Corridor du canal Rideau 4 - Southern Lands 4 - Terrains du Sud 5 - Western Lands 5 - Terrains de l'ouest 		
<p><i>All data shown on this map has been verified as accurately as possible, however, the complete accuracy of this information cannot be guaranteed. Conduct Utility Location surveys before conducting underground work.</i></p> <p><i>Toutes les données identifiées sur cette carte ont été vérifiées aussi précisément que possible; cependant, l'exactitude totale de ces renseignements ne peut être garantie. Effectuez des lèves pour déterminer l'emplacement des services publics.</i></p>		
NATIONAL CAPITAL COMMISSION COMMISSION DE LA CAPITALE NATIONALE		





Kiosks & Pedestals
Kiosques et piédestaux

CBD - QED - Lansdowne Park

PCB - PRE - parc Lansdowne Park

NCC Site Number Numéro de site (CCN)	Map Number Numéro de carte	Date: 09 Apr 2024
98783	35 of 45	Scale Échelle: 1:2,000

-  Electrical Kiosk
Kiosque électrique
-  Electrical Pedestal
Piédestal électrique

Sites (# by contract portfolio)
 Sites (# par portefeuille de contrats)

-  1 - Core Lands
1 - Terrains du Coeur
-  2 - Eastern Lands
2 - Terrains de l'est
-  3 - Rideau Canal Corridor
3 - Corridor du canal Rideau
-  4 - Southern Lands
4 - Terrains du Sud
-  5 - Western Lands
5 - Terrains de l'ouest

All data shown on this map has been verified as accurately as possible, however, the complete accuracy of this information cannot be guaranteed. Conduct Utility Location surveys before conducting underground work.

Toutes les données identifiées sur cette carte ont été vérifiées aussi précisément que possible; cependant, l'exactitude totale de ces renseignements ne peut être garantie. Effectuez des lèves pour déterminer l'emplacement des services publics.





Kiosks & Pedestals
Kiosques et piédestaux

CBD - QED - Third

PCB - PRE - Third

NCC Site Number Numéro de site (CCN)	Map Number Numéro de carte	Date: 09 Apr 2024
98783	36 of 45	Scale Échelle: 1:2,100

-  Electrical Kiosk
Kiosque électrique
-  Electrical Pedestal
Piédestal électrique

Sites (# by contract portfolio)
 Sites (# par portefeuille de contrats)

-  1 - Core Lands
1 - Terrains du Coeur
-  2 - Eastern Lands
2 - Terrains de l'est
-  3 - Rideau Canal Corridor
3 - Corridor du canal Rideau
-  4 - Southern Lands
4 - Terrains du Sud
-  5 - Western Lands
5 - Terrains de l'ouest

All data shown on this map has been verified as accurately as possible, however, the complete accuracy of this information cannot be guaranteed. Conduct Utility Location surveys before conducting underground work.

Toutes les données identifiées sur cette carte ont été vérifiées aussi précisément que possible; cependant, l'exactitude totale de ces renseignements ne peut être garantie. Effectuez des lèves pour déterminer l'emplacement des services publics.





Kiosks & Pedestals
Kiosques et piédestaux

CBD - QED - Pretoria Bridge

PCB - PRE - Pont Pretoria

NCC Site Number Numéro de site (CCN)	Map Number Numéro de carte	Date: 09 Apr 2024
98783	37 of 45	Scale Échelle: 1:1,600

-  Electrical Kiosk
Kiosque électrique
-  Electrical Pedestal
Piédestal électrique

Sites (# by contract portfolio)
 Sites (# par portefeuille de contrats)

-  1 - Core Lands
1 - Terrains du Coeur
-  2 - Eastern Lands
2 - Terrains de l'est
-  3 - Rideau Canal Corridor
3 - Corridor du canal Rideau
-  4 - Southern Lands
4 - Terrains du Sud
-  5 - Western Lands
5 - Terrains de l'ouest

All data shown on this map has been verified as accurately as possible, however, the complete accuracy of this information cannot be guaranteed. Conduct Utility Location surveys before conducting underground work.



Toutes les données identifiées sur cette carte ont été vérifiées aussi précisément que possible; cependant, l'exactitude totale de ces renseignements ne peut être garantie. Effectuez des lèves pour déterminer l'emplacement des services publics.



Kiosks & Pedestals Kiosques et piédestaux		3
Pattersons Creek Ruisseau Patterson		
NCC Site Number Numéro de site (CCN)	Map Number Numéro de carte	Date: 09 Apr 2024
98793	38 of 45	Scale Échelle: 1:1,250
<ul style="list-style-type: none"> Electrical Kiosk Kiosque électrique Electrical Pedestal Piédestal électrique <p>Sites (# by contract portfolio) Sites (# par portefeuille de contrats)</p> <ul style="list-style-type: none"> 1 - Core Lands 1 - Terrains du Coeur 2 - Eastern Lands 2 - Terrains de l'est 3 - Rideau Canal Corridor 3 - Corridor du canal Rideau 4 - Southern Lands 4 - Terrains du Sud 5 - Western Lands 5 - Terrains de l'ouest 		
<p><i>All data shown on this map has been verified as accurately as possible, however, the complete accuracy of this information cannot be guaranteed. Conduct Utility Location surveys before conducting underground work.</i></p> <p><i>Toutes les données identifiées sur cette carte ont été vérifiées aussi précisément que possible; cependant, l'exactitude totale de ces renseignements ne peut être garantie. Effectuez des lèves pour déterminer l'emplacement des services publics.</i></p>		
NATIONAL CAPITAL COMMISSION COMMISSION DE LA CAPITALE NATIONALE		



NCC Site Number Numéro de site (CCN)	Map Number Numéro de carte	Date: 09 Apr 2024
98783	39 of 45	Scale Échelle: 1:1,500

-  Electrical Kiosk
Kiosque électrique
-  Electrical Pedestal
Piédestal électrique

Sites (# by contract portfolio)
 Sites (# par portefeuille de contrats)

-  1 - Core Lands
1 - Terrains du Coeur
-  2 - Eastern Lands
2 - Terrains de l'est
-  3 - Rideau Canal Corridor
3 - Corridor du canal Rideau
-  4 - Southern Lands
4 - Terrains du Sud
-  5 - Western Lands
5 - Terrains de l'ouest

All data shown on this map has been verified as accurately as possible, however, the complete accuracy of this information cannot be guaranteed. Conduct Utility Location surveys before conducting underground work.



Toutes les données identifiées sur cette carte ont été vérifiées aussi précisément que possible; cependant, l'exactitude totale de ces renseignements ne peut être garantie. Effectuez des lèves pour déterminer l'emplacement des services publics.



CBD - QED - Waverley
PCB - PRE - Waverley

NCC Site Number Numéro de site (CCN)	Map Number Numéro de carte	Date: 09 Apr 2024
98783	40 of 45	Scale Échelle: 1:1,500



-  Electrical Kiosk
Kiosque électrique
-  Electrical Pedestal
Piédestal électrique

Sites (# by contract portfolio)
 Sites (# par portefeuille de contrats)

-  1 - Core Lands
1 - Terrains du Coeur
-  2 - Eastern Lands
2 - Terrains de l'est
-  3 - Rideau Canal Corridor
3 - Corridor du canal Rideau
-  4 - Southern Lands
4 - Terrains du Sud
-  5 - Western Lands
5 - Terrains de l'ouest

All data shown on this map has been verified as accurately as possible, however, the complete accuracy of this information cannot be guaranteed. Conduct Utility Location surveys before conducting underground work.

Toutes les données identifiées sur cette carte ont été vérifiées aussi précisément que possible; cependant, l'exactitude totale de ces renseignements ne peut être garantie. Effectuez des lèves pour déterminer l'emplacement des services publics.





Kiosks & Pedestals
Kiosques et piédestaux

CBD - QED - Laurier

PCB - PRE - Laurier

NCC Site Number Numéro de site (CCN)	Map Number Numéro de carte	Date: 09 Apr 2024
98783	41 of 45	Scale Échelle: 1:2,000

-  Electrical Kiosk
Kiosque électrique
-  Electrical Pedestal
Piédestal électrique

Sites (# by contract portfolio)
 Sites (# par portefeuille de contrats)

-  1 - Core Lands
1 - Terrains du Coeur
-  2 - Eastern Lands
2 - Terrains de l'est
-  3 - Rideau Canal Corridor
3 - Corridor du canal Rideau
-  4 - Southern Lands
4 - Terrains du Sud
-  5 - Western Lands
5 - Terrains de l'ouest

All data shown on this map has been verified as accurately as possible, however, the complete accuracy of this information cannot be guaranteed. Conduct Utility Location surveys before conducting underground work.



Toutes les données identifiées sur cette carte ont été vérifiées aussi précisément que possible; cependant, l'exactitude totale de ces renseignements ne peut être garantie. Effectuez des lèves pour déterminer l'emplacement des services publics.



Kiosks & Pedestals
Kiosques et piédestaux

Vincent Massey Park - Riverside
Parc Vincent Massey - Riverside

NCC Site Number Numéro de site (CCN)	Map Number Numéro de carte	Date: 09 Apr 2024
98957	42 of 45	Scale Échelle: 1:1,700

-  Electrical Kiosk
Kiosque électrique
-  Electrical Pedestal
Piédestal électrique

Sites (# by contract portfolio)
 Sites (# par portefeuille de contrats)

-  1 - Core Lands
1 - Terrains du Coeur
-  2 - Eastern Lands
2 - Terrains de l'est
-  3 - Rideau Canal Corridor
3 - Corridor du canal Rideau
-  4 - Southern Lands
4 - Terrains du Sud
-  5 - Western Lands
5 - Terrains de l'ouest

All data shown on this map has been verified as accurately as possible, however, the complete accuracy of this information cannot be guaranteed. Conduct Utility Location surveys before conducting underground work.

Toutes les données identifiées sur cette carte ont été vérifiées aussi précisément que possible; cependant, l'exactitude totale de ces renseignements ne peut être garantie. Effectuez des lèves pour déterminer l'emplacement des services publics.





Kiosks & Pedestals Kiosques et piédestaux		4
Vincent Massey Park - Heron Parc Vincent Massey - Heron		
NCC Site Number Numéro de site (CCN)	Map Number Numéro de carte	Date: 09 Apr 2024
98957	43 of 45	Scale Échelle: 1:1,700
Electrical Kiosk Kiosque électrique Electrical Pedestal Piédestal électrique		
Sites (# by contract portfolio) Sites (# par portefeuille de contrats)		
1 - Core Lands 1 - Terrains du Coeur 2 - Eastern Lands 2 - Terrains de l'est 3 - Rideau Canal Corridor 3 - Corridor du canal Rideau 4 - Southern Lands 4 - Terrains du Sud 5 - Western Lands 5 - Terrains de l'ouest		
<p><i>All data shown on this map has been verified as accurately as possible, however, the complete accuracy of this information cannot be guaranteed. Conduct Utility Location surveys before conducting underground work.</i></p> <p><i>Toutes les données identifiées sur cette carte ont été vérifiées aussi précisément que possible; cependant, l'exactitude totale de ces renseignements ne peut être garantie. Effectuez des lèves pour déterminer l'emplacement des services publics.</i></p>		
NATIONAL CAPITAL COMMISSION COMMISSION DE LA CAPITALE NATIONALE		



Kiosks & Pedestals Kiosques et piédestaux		4
Hog's Back Park - Hog's Back Rd Parc Hogs Back - chemin Hog's Back		
NCC Site Number Numéro de site (CCN)	Map Number Numéro de carte	Date: 09 Apr 2024
98866	44 of 45	Scale Échelle: 1:2,100
<p> Electrical Kiosk Kiosque électrique</p> <p> Electrical Pedestal Piédestal électrique</p> <p>Sites (# by contract portfolio) Sites (# par portefeuille de contrats)</p> <ul style="list-style-type: none"> 1 - Core Lands 1 - Terrains du Coeur 2 - Eastern Lands 2 - Terrains de l'est 3 - Rideau Canal Corridor 3 - Corridor du canal Rideau 4 - Southern Lands 4 - Terrains du Sud 5 - Western Lands 5 - Terrains de l'ouest 		
<p><i>All data shown on this map has been verified as accurately as possible, however, the complete accuracy of this information cannot be guaranteed. Conduct Utility Location surveys before conducting underground work.</i></p> <p><i>Toutes les données identifiées sur cette carte ont été vérifiées aussi précisément que possible; cependant, l'exactitude totale de ces renseignements ne peut être garantie. Effectuez des lèves pour déterminer l'emplacement des services publics.</i></p>		
NATIONAL CAPITAL COMMISSION COMMISSION DE LA CAPITALE NATIONALE		



Colonel By

Bate Island

Île Bate

NCC Site Number Numéro de site (CCN)	Map Number Numéro de carte	Date: 09 Apr 2024
98820	45 of 45	Scale Échelle: 1:1,100



-  Electrical Kiosk
Kiosque électrique
-  Electrical Pedestal
Piédestal électrique

Sites (# by contract portfolio)
 Sites (# par portefeuille de contrats)


-  1 - Core Lands
1 - Terrains du Coeur
-  2 - Eastern Lands
2 - Terrains de l'est
-  3 - Rideau Canal Corridor
3 - Corridor du canal Rideau
-  4 - Southern Lands
4 - Terrains du Sud
-  5 - Western Lands
5 - Terrains de l'ouest



All data shown on this map has been verified as accurately as possible, however, the complete accuracy of this information cannot be guaranteed. Conduct Utility Location surveys before conducting underground work.

Toutes les données identifiées sur cette carte ont été vérifiées aussi précisément que possible; cependant, l'exactitude totale de ces renseignements ne peut être garantie. Effectuez des lèves pour déterminer l'emplacement des services publics.





INSTRUCTIONS TO TENDERERS

1. Address

The tender shall be sent by email : Bids-Soumissions@ncc-ccn.ca

2. Delivery of Tenders

Tenders must be received by the National Capital Commission on or before the exact time and date set for their reception. Care must be taken to email tenders in good time as tenders received after the specified time and date will not be accepted or considered.

3. Unacceptable Tenders

Tenders not submitted on the accompanying Tender/Contract form.

Faxed tenders unless otherwise stated.

Tenders and amendments received after the tender closing date and time.

Incomplete tenders may be rejected.

Unsigned tenders shall be subject to disqualification.

In the event that security is required under these instructions and is not provided with the tender, the tender is subject to disqualification.

4. Revision of Tenders

The tenderer may revise his tender by email received before the tender closing date and time.

Changes must be clearly identified.

5. Security Requirements

- 1) The Bidder shall submit tender security with the tender in the form of a bid bond or a security deposit in an amount that is equal to and not less than **10% of the tender** amount including all applicable taxes. The tender amount (Table 1) is the sum of the three (5) fixed years including taxes. A bid bond shall be in an approved form, properly completed, with original signature(s) and issued by an approved company whose bonds are acceptable to the NCC either at the time of solicitation closing or as identified on the list displayed at the following Website:
<https://www.canada.ca/en/revenue-agency/services/forms-publications/publications/edm2-2-4/edm2-2-4-approved-financial-institutions-acceptable-bonding-companies.html>

INSTRUCTIONS TO TENDERERS

- 2) Acceptable Security deposit:
- a. a bill of exchange that is payable to the NCC and certified by an approved financial institution or drawn by an approved financial institution on itself; or
 - b. a government guaranteed bond; or
 - c. an irrevocable standby letter of credit, or
 - d. such other security as may be considered appropriate by the Contracting Authority and approved by Treasury Board

6. Acceptance of Offer

The lowest or any tender not necessarily accepted.

7. Completion of Tender/Contract Form

Insert prices for units of measure and estimated quantities as shown on the Tender/Contract form or insert the lump sum of the tender in Clause 3.

If description, units of measure and estimated quantities are shown on the Tender/Contract form, insert the price per unit against each item, multiply by the respective estimated quantity, extend the answers to the Total column and add the Total column. Calculate the GST and QST (if applicable) on the total amount.

Type or legibly print the tenderer's full business name, address and telephone number under the spaces provided for the Contractor's Full Business Name and Contractor's Business Address respectively.

Sign the Tender/Contract form in the space provided as indicated below.

The tender must be signed by a duly authorized signing officer of the Company in his/her normal signature designating against his/her signature the official capacity in which the signing officer acts. The corporate seal of the company must also be affixed to the tender.

Do not make any entry in the signature section marked for Commission use only.

The tenderer should retain a copy of the tender for his record.

8. Applications for Approval Certificates

Wherever materials are specified by trade names or by manufacturers' names, the tender shall be based on the use of such materials. During tendering period, alternative materials will be considered if full descriptive data are submitted in writing at least seven days before the tender closing date. Approval of submission will be signified by the issuance of an addendum to the tender documents.

BID BOND

	Bond Number _____
	Amount 10%

KNOW ALL MEN BY THESE PRESENTS, that _____ as Principal, hereinafter called the Principal, and _____ as Surety, hereinafter called the Surety, are, subject to the conditions hereinafter contained, held and firmly bound unto the National Capital Commission as Obligee, hereinafter called the NCC, In the amount of _____ dollars (\$ _____), lawful money of Canada, for the payment of which sum, well and truly to be made, the Principal and the Surety bind themselves, their heirs, executors, administrators, successors and assigns, jointly and severally, firmly by these presents.

SIGNED AND SEALED this _____ day of _____, _____. WHEREAS, the Principal has submitted a written tender to the NCC, dated the _____ day of _____, _____, for: _____.

NOW, THEREFORE, THE CONDITIONS OF THIS OBLIGATION are such that if:

- (a) The Principal, should his tender be accepted within the period be specified by the NCC, or, if no period be specified, within ninety (90) days after closing date of the tender:
 - 1. does execute within a period specified by the NCC, or, if no period be specified therein, within fourteen (14) days after the prescribed forms are presented to him for signature, execute such further contractual documents, if any, as may be required by the terms of the tender as accepted; and does
 - 2. upon notification of acceptance of tender, furnish a Performance Bond and a Payment of Labour and Material Bond for each at 50% of year one (1) Total (including taxes) of the Contract ("Initial term of the bond"). Each bond is renewable annually for years 2, 3, 4 and 5 of the Contract.
- (b) the Principal does pay to the NCC the difference between the amount of the Principal's tender and the amount of the Contract entered into by the NCC for the work, supplies and services which were specified in the said tender, if the latter amount be in excess of the former,

then, this obligation shall be void; otherwise it shall remain in full force and effect.

PROVIDED, HOWEVER, that the Surety and the Principal shall not be liable to the NCC for an amount greater than the amount specified in the bond.

PROVIDED FURTHER that the Surety shall not be subject to any suit or action unless such suit or action is instituted and process therefore served upon the Surety at its Head Office in Canada, within twelve (12) months from the date of this bond.

IN TESTIMONY WHEREOF, the Principal has hereto set its hand and affixed its seal, and the Surety has caused these presents to be sealed with its corporate seal duly attested by the signature of its authorized signing authority, the day and first above written.

SIGNED, SEALED AND DELIVERED in the presence of:

Principal	
Witness	
Surety	

Note: Affix Corporate seal if applicable.

PERFORMANCE BOND

Bond Number _____

Amount \$ _____

KNOW ALL MEN BY THESE PRESENTS, that _____ as Principal,
hereinafter called the Principal, and _____ as Surety, hereinafter

called the Surety, are, subject to the conditions hereinafter contained, held and firmly bound unto the National Capital Commission as Obligee, hereinafter called the NCC, In the amount of _____ dollars

(\$ _____), lawful money of Canada, for the payment of which sum, well and truly to be made, the Principal and the Surety bind themselves, their heirs, executors, administrators, successors and assigns, jointly and severally, firmly by these presents.

SIGNED AND SEALED this _____ day of _____, _____. WHEREAS, the Principal has entered into a Contract with the NCC, dated the _____ day of _____, _____, for: _____

NOW, THEREFORE, THE CONDITIONS OF THIS OBLIGATION are such that if the Principal shall well and faithfully observe and perform all the obligations on the part of the Principal to be observed and performed in connection with the Contract, then this obligation shall be void, otherwise it shall remain in full force and effect, subject, however, to the following conditions:

1. Whenever the Principal shall be, and declared by the NCC to be, in default under the Contract, the Surety shall
 - (a) if the work is not taken out of the Principal's hands, remedy the default of the Principal,
 - (b) if the work is taken out of the Principal's hands and the NCC directs the Surety to undertake the completion of the work, complete the work in accordance with the Contract provided that if a contract is entered into for the completion of the work,
 - (i) it shall be between the Surety and the completing contractor, and
 - (ii) the selection of such completing contractor shall be subject to the approval of the NCC,
 - (c) if the work is taken out of the Principal's hands and the NCC, after reasonable notice to the Surety, does not direct the Surety to undertake the completion of the work, assume the financial responsibility for the cost of completion in excess of the moneys available to the NCC under the Contract,
 - (d) be liable for and pay all the excess costs of completion of the Contract, and
 - (e) not be entitled to any Contract moneys earned by the Principal, up to the date of his default on the Contract and any holdbacks relating to such earned Contract moneys held by the NCC, and the liability of the Surety under this Bond shall remain unchanged provided, however, and without restricting the generality of the foregoing, upon the completion of the Contract to the satisfaction of the NCC, any Contract moneys earned by the Principal or holdbacks related thereto held by the NCC may be paid to the Surety by the NCC.
2. The Surety shall not be liable for a greater sum than the amount specified in this Bond.
3. No suit or action shall be instituted by the NCC herein against the Surety pursuant to these presents after the expiration of two (2) years from the date on which final payment under the Contract is payable.

IN TESTIMONY WHEREOF, the Principal has hereto set its hand and affixed its seal, and the Surety has caused these presents to be sealed with its corporate seal duly attested by the signature of its authorized signing authority, the day and year first above written.

SIGNED, SEALED AND DELIVERED in the presence of:

Note: Affix Corporate seal if applicable.

Principal _____

Witness _____

Surety _____

LABOUR AND MATERIAL PAYMENT BOND

Bond Number _____

Amount \$ _____

KNOW ALL MEN BY THESE PRESENTS, that _____ as Principal,
hereinafter called the Principal, and _____ as Surety, hereinafter

called the Surety, are, subject to the conditions hereinafter contained, held and firmly bound unto the National Capital Commission as Oblige, hereinafter called the NCC, In the amount of _____ dollars

(\$ _____), lawful money of Canada, for the payment of which sum, well and truly to be made, the Principal and the Surety

bind themselves, their heirs, executors, administrators, successors and assigns, jointly and severally, firmly by these presents.

SIGNED AND SEALED this _____ day of _____, _____ . WHEREAS, the Principal has entered into a Contract with the NCC, dated the _____ day of _____, _____, for: _____

_____ which contract is by reference made a part hereof, and is hereinafter referred to as the Contract.

NOW, THEREFORE, THE CONDITIONS OF THIS OBLIGATION are such that, if payment is promptly made to all Claimants who have performed labour or services or supplied material in connection with the Contract and any and all duly authorized modifications and extensions of the Contract that may hereafter be made, notice of which modifications and extensions to the Surety being hereby waived, then this obligation shall be void; otherwise it shall remain in full force and effect, subject, however, to the following conditions:

1. For the purpose of this bond, a Claimant is defined as one having a direct contract with the Principal or any Sub-Contractor of the Principal for labour, material or both, used or reasonably required for use in the performance of the Contract, labour and material being construed to include that part of water, gas, power, light, heat, oil, gasoline, telephone services or rental of equipment (but excluding rental of equipment where the rent pursuant to an agreement is to be applied towards the purchase price thereof) directly applicable to the Contract.
2. For the purpose of this Bond, no payment is required to be made in respect of a claim for payment for labour or services performed or material supplied in connection with the Contract that represents a capital expenditure, overhead or general administration costs incurred by the Principal during the currency or in respect of the Contract.
3. The Principal and the Surety hereby jointly and severally agree with the NCC that if any Claimant has not been paid as provided for under the terms of his contract with the Principal or a Sub-Contractor of the Principal before the expiration of a period of ninety (90) days after the date on which the last of such Claimant's labour or service was done or performed or materials were supplied by such Claimant, the NCC may sue on this bond, have the right to prosecute the suit to final judgment for such sum or sums as may be due and have execution thereon; and such right of the NCC is assigned by virtue of Part VIII of the Financial Administration Act to such Claimant.
4. For the purpose of this bond the liability of the Surety and the Principal to make payment to any claimant not having a contract directly with the Principal shall be limited to that amount which the Principal would have been obliged to pay to such claimant had the provisions of the applicable provincial or territorial legislation on lien or privileges been applicable to the work. A claimant need not comply with provisions of such legislation setting out steps by way of notice, registration or otherwise as might have been necessary to preserve or perfect any claim for lien or privilege which the claimant might have had. Any such claimant shall be entitled to pursue a claim and to recover judgment hereunder subject to the terms and notification provisions of the Bond.
5. Any material change in the Contract between the Principal and the NCC shall not prejudice the rights or interest of any Claimant under this Bond who is not instrumental in bringing about or has not caused such change.
6. No suit or action shall be commenced hereunder by any Claimant:
 - (a) Unless such Claimant shall have given written notice within the time limits hereinafter set forth to the Principal and the Surety above named, stating with substantial accuracy the amount claimed. Such notice shall be served by mailing the same by registered mail to the Principal and the Surety at any place where an office is regularly maintained for the transaction of business by such persons or served in any manner in which legal process may be served in the Province or other part of Canada in which the subject matter of the Contract is located. Such notice shall be given
 - (i) in respect of any claim for the amount or any portion thereof required to be held back from the Claimant by the Principal or by the Sub-Contractor of the Principal under either the terms of the Claimant's Contract with the Principal or the Claimant's Contract with the Sub-Contractor of the Principal within one hundred and twenty (120) days after such Claimant should have been paid in full under this Contract;

.../2

- (ii) in respect of any claim other than for the holdback or portion thereof referred to above within one hundred and twenty (120) days after the date upon which such Claimant did or performed the last of the service, work or labour or furnished the last of the materials for which such claim is made under the Claimant's Contract with the Principal or a Sub-Contractor of the Principal
 - (b) After the expiration of one (1) year following the date on which the Principal ceased work on the said Contract, including work performed under the guarantees provided in the Contract;
 - (c) Other than in a court of competent jurisdiction in the province or district of Canada in which the subject matter of the Contract or any part thereof is situated and not elsewhere, and the parties hereto hereby agree to submit to the jurisdiction of such court.
7. The amount of this bond shall be reduced by and to the extent of any payment or payments made in good faith hereunder.
 8. The Surety shall not be entitled to claim any moneys relating to the Contract and the liability of the Surety under this Bond shall remain unchanged and, without restricting the generality of the foregoing, the Surety shall pay all valid claims of Claimants under this Bond before any moneys relating to the Contract held by the NCC are paid to the Surety by the NCC.
 9. The Surety shall not be liable for a greater sum than the amount specified in this bond.

IN TESTIMONY WHEREOF, the Principal has hereto set its hand and affixed its seal, and the Surety has caused these presents to be sealed with its corporate seal duly attested by the signature of its authorized signing authority, the day and year first above written.


SIGNED, SEALED AND DELIVERED in the presence of:

Principal _____

Witness _____

Surety _____

Note: Affix Corporate seal if applicable.



GENERAL CONDITIONS

1. Definition of Terms

In the Contract,

1. the "NCC Technical Authority" means such person as may be specifically designated by or on behalf of the Chief Executive Officer and/or Executive Director upon the award of this contract.
2. "work" includes the whole of the works, labour and materials, matters and things to be done, furnished and performed by the Contractor under the contract.

2. Assignment and Subcontracting

This contract may not be assigned without the written consent of the National Capital Commission, and neither the whole nor any part of the work may be subcontracted by the Contractor without the consent of the NCC Technical Authority. Every subcontract shall incorporate all the terms and conditions of this contract which can reasonably be applied thereto.

3. Indemnification

The Contractor shall indemnify, and save harmless the National Capital Commission from and against all claims, losses, costs, damages, suits, proceedings, or actions arising out of or related to the Contractor's activities in executing the work, other than those arising from a defect in title to the site of the work or the infringement of a patent arising from a design supplied by the National Capital Commission, but including his omissions improper acts or delays in executing the work under the contract.

4. Property of the National Capital Commission

The Contractor shall be responsible for any loss of or damage, excluding reasonable wear and tear, to any property of the National Capital Commission arising out of the performance of the work whether or not such loss arises from causes beyond his control. Such property shall only be used by the Contractor as may be directed by the NCC Technical Authority and the Contractor shall, at any time when requested to do so, account to the NCC Technical Authority for the use of such property.

5. Permits and By-Laws

The Contractor shall comply with all laws and regulations, relating to the work whether federal, provincial or municipal, as if the work was being constructed for a person other than the National Capital Commission and shall pay for all permits and certificates required in respect of the execution of the work.

GENERAL CONDITIONS

6. Canadian Labour and Materials

Insofar as is practicable the Contractor shall employ and use Canadian labour and materials in the execution of the work and utilize the services of the Canada Manpower Centre in the recruitment of such labour.

7. Publicity

1. The Contractor will neither permit any public ceremony, nor erect or permit the erection of any sign or advertising, in connection with the work without the approval of the NCC Technical Authority.
2. All exterior signs erected by the contractor will be in both official languages and subject to NCC approval.

8. Materials, Equipment, etc. to become Property of the National Capital Commission

All materials and plants used or provided for the work shall be the property of the National Capital Commission, shall not be removed from the site of the work and shall be used only for the purpose of the work, until the NCC Technical Authority shall certify that they are, if not incorporated in the work, no longer required for the purpose of the work. The Contractor shall be liable for all loss or damage to materials or plants that are the property of the National Capital Commission by virtue of this section.

9. Contractor's Superintendent and Workers

The Contractor will keep a competent superintendent on the site of the work at all times during the progress of the work unless otherwise authorized by the NCC Technical Authority. The superintendent must be acceptable to the NCC Technical Authority and have the authority to receive on behalf of the Contractor any order or communication in respect of the contract. Any superintendent and workers not acceptable to the NCC Technical Authority because of incompetency, improper conduct or security risk will be removed from the site of the work and replaced forthwith.

10. Co-operation with other Contractors

The Contractor will co-operate fully with other contractors or workers sent onto the site of the work by the NCC Technical Authority. If the sending onto the work of other contractors and workers could not have been reasonably foreseen by the Contractor when entering into the contract, and if, in the opinion of the NCC Technical Authority the Contractor has incurred additional expense by such action, and if the Contractor has given written notice of claim within thirty (30) days of such action, the National Capital Commission will pay the cost of such additional expense to the Contractor calculated in accordance with Section 19.

11. Claims Against and Obligations of the Contractor or Subcontractor

1. The Contractor shall ensure that all his lawful obligations and lawful claims against him arising out of the execution of the work are discharged and satisfied, at least as often as this contract requires the National Capital Commission to discharge its obligations to the Contractor and shall supply the NCC Technical Authority with a Statutory Declaration

GENERAL CONDITIONS

deposing to the existence and condition of such claims and obligations when called upon to do so.

2. The National Capital Commission may, in order to discharge lawful obligations and satisfy lawful claims against the Contractor or a subcontractor arising out of the execution of the work, pay any amount, which is due and payable to the Contractor under the contract and from a conversion or a negotiation of the security referred to in Section 17 hereof, if any, directly to the obligees of and the claimants against the Contractor or the subcontractor.

12. NCC Technical Authority's Rights and Obligations

The NCC Technical Authority shall:

1. have access to the work at all times during its execution and the Contractor will provide the NCC Technical Authority with full information and assistance in order that he may ensure that the work is executed in accordance with the contract;
2. decide any question as to whether anything has been done as required by the contract or as to what the Contractor is required by the contract to do, including questions as to the acceptability of, the quality or quantity of any labour, plant or material used in the execution of the work, and the timing and scheduling of the various phases of the work;
3. have the right to order additional work, dispense with, or change the whole or any part of the work provided for in the plans and specifications. The NCC Technical Authority shall decide whether anything done or not done as a result of directions given under this subsection has increased or decreased the cost of the work to the Contractor and the amount payable under the contract to the Contractor will be increased or decreased accordingly by an amount calculated in accordance with Section 19 hereof.

The Contractor shall comply with any decision or direction of the NCC Technical Authority given under this section.

13. Delay, Non-compliance, or Default by the Contractor

If the Contractor delays in the commencement, execution or completion of the work, fails to comply with a direction or decision of the NCC Technical Authority properly given, or is in default in any other manner under the contract, the NCC Technical Authority may do such things as he deems necessary to correct the Contractor's default.

The Contractor will reimburse the National Capital Commission for all costs, expenses and damages incurred or sustained by the National Capital Commission, by reason of the Contractor's default, or in correcting the default. In addition to the aforementioned remedies in this section, the National Capital Commission may, if the default continues for six (6) days after notice in writing of default has been given to the Contractor by the NCC Technical Authority, terminate the contract in accordance with Section 16.

14. Changes in soil conditions, National Capital Commission delays

1. The Contractor will receive no additional payment for additional costs incurred due to loss, damage or any other reason whatsoever, without the express certification of the NCC Technical Authority that the additional cost, loss or damage is directly attributable to:

GENERAL CONDITIONS

- i) in the case of a flat-rate contract, a significant difference between the soil condition information contained in the plans and specifications and actual on-site soil conditions;
 - ii) negligence or delay on the part of the National Capital Commission, following the contract signing date, in providing complete information or in executing its full contract responsibilities or, according to current trade practice, the Contractor has submitted to the NCC Technical Authority a written notice of claim for additional costs, loss or damages, not later than thirty (30) days following the date on which the varying soil conditions were noticed, or the date on which said negligence or delay commenced. The amount of any additional payments to be issued under this article will be calculated as per Section 19.
2. If, in the opinion of the Technical Authority, the Contractor has ensured a savings due to the differing soil conditions cited above, the amount of this savings will be deducted from the total price of the Contract stated in Clause 1 of the Offer and Agreement.

15. Protesting NCC Technical Authority's Decision

If the Contractor, within ten (10) days of receiving any decision or direction of the NCC Technical Authority, gives written notice to the NCC Technical Authority that the decision or direction is accepted under protest, the National Capital Commission will pay to the Contractor the cost, calculated according to Section 19, of anything that the Contractor was required to do, as a result of the decision or direction, beyond what the contract correctly understood would have required him to do.

16. Suspension or Termination of the Contract

1. The National Capital Commission may upon notice in writing to the Contractor suspend or terminate the contract at any time. The Contractor will comply with such notice immediately.
2. If the National Capital Commission suspends the work for 30 days or less the Contractor must, subject to his remedy under Section 15 hereof, complete the work when called upon to do so. If the National Capital Commission suspends the work for a period in excess of 30 days, the Contractor may request the National Capital Commission to terminate the work under sub-section 4 hereof.
3. If the National Capital Commission terminates the contract because of default by the Contractor, the insolvency of or the commission of an act of bankruptcy by the Contractor, the obligations of the National Capital Commission to make payments to the Contractor shall cease and no further payments shall be made to the Contractor or less the NCC Technical Authority shall certify that no financial prejudice will result to the National Capital Commission from such further payments. Termination under this sub-section shall not relieve the Contractor of any legal or contractual obligations other than the physical completion of the work. In such circumstances the NCC Technical Authority may complete or have the work completed as he sees fit and all costs and damages incurred by the National Capital Commission due to the non-completion of the work by the Contractor shall be payable by the Contractor to the National Capital Commission.

GENERAL CONDITIONS

4. If the National Capital Commission terminates the work other than in accordance with sub-section 3 hereof, the National Capital Commission will pay to the Contractor an amount calculated in accordance with Section 19 hereof subject to any additions or deductions otherwise provided by the General Conditions or Labour Conditions less any payments made pursuant to Section 24.3, hereof. In no event, however, shall such amount be greater than the amount which would have been payable to the Contractor had the contract been completed.

17. Security Deposit

If any security deposit is provided by the Contractor pursuant to this contract it shall be dealt with in accordance with the Government Contracts Regulations, provided that if the Contractor is in breach or default under the contract the National Capital Commission may convert or negotiate such security to its own use. If a Labour and Material Payment Bond is provided pursuant to the contract the Contractor shall post on the site of the work a notice to that effect which shall include the name and address of the Surety, definition of those persons protected therein and an outline of the procedure for submitting a claim.

18. No Additional Payment

The amount payable to the Contractor under this contract will not be increased or decreased by reason of any increase or decrease in the cost of the work brought about by any increase or decrease in the cost of plant, labour or material, except that, in the event of a change in any tax, that affects the cost of any materials incorporated or to be incorporated in the work, imposed under the Excise Act, the Excise Tax Act, the Old Age Security Act, the Customs Act or Customs Tariff, made public after the date of the submission of the tender, an appropriate adjustment may be made.

19. Determination of Costs

For the purposes of Section 10, 12.3, 14, 15 and 16.4, the amount payable to the Contractor shall, subject to the provisions of Section 24.2.ii) hereof, be based on the unit prices, if any, set out in Clause 4 of the Offer and Agreement. If such unit prices are not applicable the NCC Technical Authority and the Contractor may mutually agree on the amount payable. Failing such agreement, the amount payable shall be the reasonable and proper expenses paid or legally payable by the Contractor directly attributable to the work plus 10% of such expenses to cover overhead, including finance and interest charges, and profit, as certified by the NCC Technical Authority.

20. Records to be Kept by Contractor

1. The Contractor shall maintain full records of his estimates of and actual cost to him of the work together with all proper tender calls, quotations, contracts, correspondence, invoices, receipts and vouchers relating thereto, shall make them available to audit and inspection by the National Capital Commission, or by persons acting on its behalf, shall allow them to make copies thereof and to take extracts therefrom, and shall furnish them with any information which they may require from time to time in connection with such records.
2. The records maintained by the Contractor pursuant to this section shall be kept intact until the expiration of two (2) years from the date of issuance of the Final Certificate of

GENERAL CONDITIONS

Completion under section 23 of the General Conditions or until the expiration of such other period as the National Capital Commission may direct.

3. The Contractor shall require all subcontractors and all firms, corporations and persons directly or indirectly having control of the Contractor to comply with Sections 1 and 2 as if they were the Contractor.

21. Extension of Time

The National Capital Commission may, on the application of the Contractor, made before the day fixed for the completion of the work, extend the time for completion of the work. The Contractor shall pay to the National Capital Commission an amount equal to the National Capital Commission's expenses and damages incurred or suffered by reason of the delay in completion of the work unless in the opinion of the National Capital Commission such delay was due to causes beyond the control of the Contractor.

22. Cleaning of Work

The Contractor will upon completion of the work, clear and clean the work and its site to the satisfaction of and in accordance with any directions of the NCC Technical Authority.

23. NCC Technical Authority's Certificates

On the day that the work has been completed and the Contractor has complied with the contract and all orders and directions pursuant thereto to the satisfaction of the NCC Technical Authority, the NCC Technical Authority will issue to the Contractor a Final Certificate of Completion. In the case of a unit price contract, the NCC Technical Authority will at the same time issue a Final Certificate of Measurement setting out the final quantities used or employed in respect of the classes and units set out in the Unit Price Table, and any subsequent amendments thereto, under Clause 4 of the Offer and Agreement, such certificate to be binding upon the Contractor and the National Capital Commission.

24. Payment

1. The National Capital Commission will pay and the Contractor will accept as full consideration for the work performed and executed an amount by which the amount referred to in Clause 1 of the Offer and Agreement together with the aggregate of the amounts payable by the National Capital Commission under Section 10, 12.3, 14.1, 16 and 18 minus the aggregate of any payments by the National Capital Commission under Section 11 and indemnification and amounts payable to or costs and damages incurred by the National Capital Commission under Sections 3, 4, 8, 12.3, 13, 14.2, 16.3, 18 and 21.
2. In the case of a unit price contract:
 - i) The amount referred to in Clause 1 of the Offer and Agreement will be deemed to be the amount computed by totalling the products of the unit prices set out in Clause 4 of the Offer and Agreement, as amended pursuant to sub-paragraph ii) hereof, if applicable, and the actual quantities of such units as set out in the NCC Technical Authority's Final Certificate of Measurement, subject to and, adjustment provided for in sub-paragraph ii) of this sub-section.

GENERAL CONDITIONS

- ii) The NCC Technical Authority and the Contractor may, by agreement in writing, add to the aforesaid Unit Price Table other classes of labour, etc., units of measure, estimated quantities and prices per unit, and may if the actual quantities as set out in the aforesaid Final Certificate of Measurement exceed or fall short of the estimated quantities in respect of any item(s) shown in the aforesaid Unit Price Table by more than 15% amend the unit prices shown in the Unit Price Table for such items, provided that in the event the actual quantities exceed the estimated quantities by more than 15% the aforementioned amendment to the unit prices shall apply only to the actual quantities in excess of 115% of the estimated quantities. Where the NCC Technical Authority and the Contractor fail to agree on the amount of any adjustment as contemplated by this sub-section the revised or new prices per unit shall be determined in accordance with Section 19 hereof.
3. If the amount of the Contract is in excess of \$5,000 the Contractor shall be entitled to receive progress payments upon submitting Progress Claims which must be approved by Progress Reports issued by the NCC Technical Authority at monthly intervals. The amount to be paid to the Contractor for a progress payment shall be 90% of the value of the work certified by the NCC Technical Authority in the Progress Report as having been completed since the date of the immediately preceding Process Claim, if any, when a Labour and Material Payment Bond has been furnished under the contract the amount to be paid under this sub-section shall be 95% of the value certified by the NCC Technical Authority.
4. Sixty (60) days after the issue by the NCC Technical Authority of the Final Certificate of Completion there shall become due and payable to the Contractor the amount described in sub-section 1 of this section less the aggregate of the amounts, if any, paid pursuant to sub-section 3 of this section.
5. Notwithstanding sub-sections 3 and 4 of this section, no payments shall be due or payable to the Contractor if he has failed to supply any Statutory Declaration pursuant to Section 11, surety bond or security deposit pursuant to Clause 2 of the Offer and Agreement.
6. A payment by the National Capital Commission pursuant to this section shall not be construed as evidence that the work is satisfactory or in accordance with the contract.
7. Delay in making a payment by the National Capital Commission under this section shall not be deemed to be breach of the contract. However, subject to sub-section 5 of this section, if payment of any Progress Claim under sub-section 3 of this section is not made within sixty (60) days of the date of receipt of the Contractor's Progress Claim, such Progress Claim shall be deemed to be overdue and the Contractor shall be entitled to interest at the rate of 5% per annum of the amount overdue for the period commencing at the end of the forty-fourth day after the said date of receipt of the Progress Claim and ending on the date paid.
8. The National Capital Commission may set-off against any amount payable or debt due by the National Capital Commission under this contract the amount of any debt due to the National Capital Commission under this contract or any other contract between the Contractor and the National Capital Commission.

GENERAL CONDITIONS

25. Correction of defects

Should the Contractor receive notice from the Architect/Engineer requiring the correction, at the Contractor's expense, of any defect or vice, regardless the cause, the Contractor will complete the necessary corrections on or before the deadline specified in said notice, in the event that the defect or vice becomes evident not later than twelve (12) months following the date of the Final Certificate of Completion.

26. Liability Insurance

The Contractor shall, at its own expense, purchase, provide and maintain in force for the duration of the contract comprehensive general public liability insurance, naming the National Capital Commission as additional insured, against claims for personal injury (including death) or property damage or public liability claims due to any accident or occurrence, arising out of or in connection with the execution of the contract, indemnifying and protecting the National Capital Commission to a limit of not less than five million (\$5 000 000.00) per occurrence. There shall be no right of subrogation of the Contractor or the insurer and the policy of insurance shall contain a severability of interests clause. The Contractor shall provide the National Capital Commission with a copy of the certificate of insurance no less than five (5) days after the award of the contract. The National Capital Commission reserves the right to cancel the contract if the National Capital Commission does not receive the said certificate in which event the contract shall be null and void.

27. Workers Compensation

Successful construction project Contractors shall be required to provide evidence of compliance with workers' compensation legislation applicable to the place of the work including payments due thereunder, prior to award of the contract. Every successful construction project Contractor shall be required to provide evidence of such compliance at the time of submitting its first progress claim, at the time of substantial performance of the Work, and prior to issuance of the Certificate of Completion.



NATIONAL CAPITAL COMMISSION COMMISSION DE LA CAPITALE NATIONALE

SECURITY REQUIREMENTS

Security Requirements

NCC Corporate Security reserves the right to not award the Contract until such time as the contractor's personnel core employees, **as well as any recurring subcontractors**, have obtained the required level of security screening as identified by NCC Corporate Security. In this case the level of security required will be ***Reliability***.

NCC Corporate Security reserves the right to refuse access to personnel who fail to obtain the required level of security screening. NCC Corporate Security has the responsibility into whom, and at what security clearance level, has authorized access to ops areas. NCC Corporate Security shall instruct the Contractor to remove from the Site of the Work any person employed by the Contractor for purposes of the Contract who, in the opinion of the Contracting Authority, is incompetent or is guilty of improper conduct, and the Contractor shall not permit a person who has been removed to return to the Site of the Work.

Security screening of individual

NCC Corporate Security is ensuring that the proponent meets the appropriate security requirements and that all functions pertaining to NCC ops are addressed by conducting security screening. If proponent is accredited through Public Services and Procurement Canada (PSPC)/Canadian Industrial Security Directorate (CISD), or any other Federal entity or Crown Corporation, NCC Corporate Security may validate the security clearance of the proponent Team. NCC Corporate Security is an approved Federal Government source that may sponsor companies into the Industrial Security Program (ISP).

Fingerprinting

The screening process includes fingerprinting for identification purposes. NCC Corporate Security can process fingerprints as forms are provided. Since July 1st 2015, the RCMP (Royal Canadian Mounted Police) replaced the name-based criminal record checks for the mandatory electronic fingerprinting for criminal record checks for federal government employment security screening.

The RCMP does not retain civil fingerprint submissions. Once the submission is completed it is deleted from the RCMP system. At no time are civil fingerprints populated in a database where they could be subject to further search.

Company Security Officer

The contractor shall appoint a Company Security Officer (CSO)

Selection criteria for the CSO are the following:

They must be employees of the contractor's firm;

Responsibilities of the Company Security Officer (CSO)

The CSO responsibilities are the following:

Act as liaison between the NCC's Corporate Security and the contractor to ensure coordination;

In collaboration with the NCC Corporate Security, identify the contractor's personnel who will require access to NCC information/assets/sites **as well as any recurring subcontractors** (and their employees) who will require similar access and may not be supervised by the contractor at all times during such access. Ensure that accurate and complete Personnel Security Screening documentation is submitted to the NCC's Corporate Security for the employees/subcontractors who have been identified;

Ensure that only persons who have been security screened to the appropriate level and who are on a "need-to-know basis" will have access to information and assets;

- The Contractor shall ensure that only authorized and security screened employees are given access to documents or records for which they have obtained the appropriate level of security clearance and that these employees treat these

documents, records, and the information contained therein, on a need-to-know basis and in accordance with their security classification or designation.

Ensure proper safeguard of all information and assets, including any information/assets entrusted to subcontractors;
- Utmost care must be exercised by the Contractor to ensure the safeguarding of any material prepared or received in handling for the duration of this project.

- When the Contract, the Work, or any information referred pertaining to project, the Contractor shall, at all times, treat and safeguard the information as per their security classification or designation, in accordance with the Government Security Policy.

If a Security incident or suspected breach of security occurs, prepare and submit to NCC Corporate Security an occurrence report as soon as possible.

Access to site

All visits to site shall be coordinated with, and approved through NCC Corporate Security.

Security of Information

NCC Corporate Security reserves the right to request that the Contractor submit to an inspection of the premises on Document Safeguarding Capability (DSC) and/or IT Security, depending on the nature of the information it will be entrusted with. In the event that contractor does not meet the requirements to obtain the requested clearance, the contractor or subcontractor shall take the corrective measures recommended by NCC Corporate Security or the Public Services and Procurement Canada (PSPC)/Canadian Industrial Security Directorate (CISD) in order to meet these requirements.

The Contractor shall take all necessary steps to ensure that documents and records, or any information, are not copied, provided to, discussed, or disclosed in any manner whatsoever, to any person or entity, other than NCC personnel possessing the appropriate security level and authorization.

Confidentiality and Safeguarding

Any employee contracted by or employed by the contractor are forbidden to discuss issues pertaining to the project, including, but not limited to, to project's layout, design, content and security provisions, except as they relate to the direct provisions of services and Work under this Contract.

The contractor shall not publish or display any documents, photographs, site plans, maps or information related to the project (or collected during the project), in any medium (including the internet) unless authorized by the NCC. The contractor shall not disclose such material or information to third parties unless authorized by the NCC.

The contractor shall return to the NCC all copies of all site photographs and construction documents, site plans and maps related to the project, including those distributed to anyone associated to this contract.

Occupational Health and Safety Requirements

1. General

- 1.1** In this Contract “OHS” means “occupational health and safety”.
- 1.2** With respect to the work to be performed under the Contract, the Contractor covenants and agrees to perform at, and to enforce conformity with, a standard equivalent to or greater than the best practices prevailing in the construction industry at that time.
- 1.3** The Contractor acknowledges that, to the extent that the following matters may be affected by conduct of the work, it is responsible for the:
- 1.3.1 health and safety of persons on site;
 - 1.3.2 safety of property on site;
 - 1.3.3 protection of persons adjacent to the site; and,
 - 1.3.4 protection of the environment.
- 1.4** Without limiting the generality of section 1.3, the Contractor acknowledges that it is required to, and covenants and agrees to, comply and to enforce compliance with all laws or regulations that may be applicable to the conduct of the work including, without limitation:
- (a) the provisions of the *Occupational Health and Safety Act* of Ontario and all regulations, policies or directives issued thereunder for work performed in Ontario;
 - (b) *La Loi sur la santé et la sécurité du travail* of Québec and all regulations, policies or directives issued thereunder for work performed in Québec;
 - (c) Applicable provisions of the *Canada Labour Code, Part II*;
 - (d) Employment standards legislation in the province(s) in which any part of the work is performed; and
 - (e) Any policies or directives issued by the NCC in respect of the subject matter of the contract.
- The NCC will present any such policies or directives referred to in paragraph (e) to the Contractor in written form by not later than the pre-construction meeting. The Contractor is obliged to ensure that the relevant policies and directives have been communicated to and acknowledged by all its employees and that they will be complied with. The NCC reserves the right to require the Contractor to produce evidence satisfactory to the NCC acting reasonably that the Contractor has discharged the foregoing obligations.
- 1.5** By entering into the Contract with the NCC, the Contractor represents and warrants to the NCC that it has informed itself of and is knowledgeable about the obligations imposed by the legislation referred to in 1.4. above.
- 1.6** For purposes of the relevant provincial OHS legislative regime the Contractor acknowledges and agrees that it is the “Constructor” and covenants to discharge and accept all liability for the performance of the obligations of the “Constructor” in respect of the work provided for in the Contract. Notwithstanding a determination by the relevant authority having jurisdiction that the NCC is the “Constructor” in the event of a dispute between the Contractor and the NCC, the

Contractor acknowledges and agrees that the Contractor shall be financially responsible for the implementation of protective measures necessary to fulfill the obligations of the “Constructor”.

- 1.7** As between the NCC and the Contractor, the NCC’s decision as to whether the Contractor is discharging its obligations in respect of OHS issues shall be definitive. Without limiting the generality of the foregoing, in the event of any dispute with respect to instructions given by the NCC’s designated representative, the Contractor may note such dispute, but must nevertheless forthwith comply with any such instructions.
- 1.8** The Contractor hereby indemnifies and agrees to hold harmless the NCC, its agents and employees, from and against any and all claims, demands, losses, costs (including legal fees on a full indemnity basis), damages, actions, suits or proceedings (hereinafter collectively referred to as “claims”) by third parties that arise out of or are attributable to the Contractor’s errors or omissions in the performance of the Contract. Without limiting the generality of the foregoing, this indemnification extends to any claims related to any violation of any statute or regulation relating to OHS matters.
- 1.9** The NCC shall provide the contractor:
- 1.9.1 a written description of every known and foreseeable health and safety hazard to which persons employed in the performance of the work may be exposed because of the nature of the site;
 - 1.9.2 a list of any prescribed materials, equipment, devices and clothing necessary because of the nature of the site;
 - 1.9.3 with written information indicating the prescribed circumstances and manner to use all prescribed materials, equipment, devices and clothing listed pursuant to 1.9.2; and,
 - 1.9.4 with a copy of any NCC policies and procedures that may be applicable in relation to the work site.
- 1.10** Without limiting the generality of 1.9, prior to the commencement of the work by the contractor, the contractor shall, at the contractor’s expense:
- 1.10.1 take all reasonable care to ensure that all persons employed in the performance of the work or granted access to the work or its site are informed of any health and safety hazard described pursuant to 1.9.1;
 - 1.10.2 provide all persons employed in the performance of the work or granted access to the work or its site with prescribed materials, equipment, devices and clothing listed pursuant to 1.9.2;
 - 1.10.3 take all reasonable care to ensure that all persons employed in the performance of the work or granted access to the work or its site are familiar with the prescribed circumstances and manner all prescribed materials, equipment, devices and clothing listed pursuant to 1.9.2; and
 - 1.10.4 take all reasonable care to ensure that all persons employed in the performance of the work or granted access to the work or its site are familiar with policies and procedures referred to in 1.9.4.

2. Qualifications of Personnel

- 2.1** By entering into this agreement the contractor represents and warrants that it has the requisite experience, training, formal certification and equipment to enable it to discharge the obligations enumerated in sections 1.3, 1.4, 1.5 and 1.6 above.
- 2.2** The Contractor represents and warrants that supervisory personnel employed by the Contractor in respect of performance of any part of the work have the requisite experience, authority, training, formal certification and equipment to ensure that the obligations enumerated in sections 1.3, 1.4, 1.5 and 1.6 above are discharged and agrees to deliver such evidence as may be required by the NCC from time to time to verify same.

3. Certification

- 3.1** After receiving notification that its bid has been retained and prior to and as a condition of contract award, the Contractor covenants and agrees to deliver a Worker's Compensation Clearance Certificate. Where the duration of the project is greater than sixty days, the Contractor covenants and agrees to deliver up-dated certificates at least every 60 days. In the event of a failure by the Contractor to deliver up-dated certificates, the NCC shall be entitled to immediately terminate the contract without notice and without incurring any liability to the Contractor.
- 3.2** After receiving notification that its bid has been retained and prior to and as a condition of contract award, the Contractor covenants and agrees to deliver historical information on its injury experience including any pertinent Worker's Compensation Experience Reports. Such historical information shall report data for the previous three years.

4. Plans Policies and Procedures

- 4.1** After receiving notification that its bid has been retained and prior to and as a condition of contract award, the Contractor covenants and agrees to deliver for the review and approval of the NCC:
- (a) A copy of the contractor's OHS policy;
 - (b) A safety program and plan specific to the work to be performed pursuant to the Contract which plan shall include a risk assessment and analysis, a description of safe working methods, injury and incident reporting protocols, regular periodic reporting on compliance with OHS obligations including any policies, practices and procedures otherwise provided for herein, and a site-specific contingency and emergency response plan; and
 - (c) Health and safety training records of personnel and alternates responsible for OHS issues on site.

The Contractor covenants and agrees to deliver the necessary material safety data sheets for the review and approval of the NCC prior to entering the site to perform work related to the relevant material.

Approval by the NCC does not amend the provisions of the Contract with respect to the allocation of liability for discharging or failing to discharge OHS obligations. Such liability remains with the Contractor notwithstanding the granting of such approval.

- 4.2** The Contractor acknowledges and agrees that prior to commencement of work it must attend a pre-construction briefing at which any special or additional practices and procedures to be followed in completing the work are to be established. Without limiting the provisions of section 1.4(e) above, the representatives of the Contractor attending the briefing will be required to deliver

a signed acknowledgement that the practices and procedures set out in the pre-construction briefing have been understood and will be complied with.

- 4.3** At any time and from time to time during the performance of the work, the NCC shall have the right to audit the manner in which the Contractor is discharging its OHS obligations and to determine whether the project specification and/or OHS policies, practices and procedures are being complied with. In the event that the audit discloses any failure by the Contractor to discharge such OHS obligations, the NCC shall be entitled to forthwith rectify at the Contractor's expense any such deficiency and the NCC shall have the further right to immediately terminate the contract without notice and without incurring any liability to the Contractor.
- 4.4** The Contractor covenants and agrees to conform with all requirements of the Workplace Hazardous Materials Information System.
- 4.5** The Contractor acknowledges and agrees that where required by any law or regulation applicable to the performance of the work it must establish and maintain a project health and safety committee. The contractor further acknowledges and agrees that it must enable staff to attend all relevant safety meetings, and that the cost of same, including costs attributable to standing down equipment is included in its bid price and is not independently recoverable.
- 4.6** Where required by the relevant provincial regulatory regime, the Contractor acknowledges and agrees that it is responsible for delivery of notice of the project to the relevant regulatory authority, and for the performance of any other administrative activity required to meet the obligations imposed in the pertinent provincial regulatory regime.
- 4.7 (Optional depending on hazard or scope of project).** The contractor covenants and agrees that it shall employ and assign to the work, a competent OHS professional as Health and Safety Coordinator that must:
- (a) have a minimum two (2) years' site-related working experience specific to activities associated with.(identify specific subject matter)
 - (b) have basic working knowledge of specified occupational safety and health regulations,
 - (c) be responsible for completing health and safety training session and ensuring that personnel not successfully completing the required training are not permitted to enter the site to perform the Work,
 - (d) be responsible for implementing, enforcing daily and monitoring the site-specific Health and Safety Plan, and
 - (e) be on site during execution of the Work.

The parties acknowledge that in lieu of employing an OHS professional, the Contractor may provide same by sub-contracting for such services.

- 4.8** Upon completion of the work the Contractor covenants and agrees to participate with the NCC in a post performance interview to evaluate the performance of the Contractor in respect of the OHS obligations under the contract. Without limiting the generality of the foregoing, the interview will identify areas of compliance and non-compliance in terms of:
- (a) actual performance of the work;
 - (b) reporting or procedural requirements;

(c) resolution of deficiencies.

The contractor acknowledges and agrees that the results of the post-completion interview may be relied upon by the NCC in evaluating bids subsequently submitted by the Contractor on other NCC projects.