



National Defence

Défense nationale

National Defence Headquarters
Ottawa, Ontario
K1A 0K2

Quartier général de la Défense nationale
Ottawa (Ontario)
K1A 0K2

REQUEST FOR PROPOSAL DEMANDE DE PROPOSITION

RETURN BIDS TO: RETOURNER LES SOUMISSIONS À :

Bid Receiving – PWGSC / Réception des
soumissions – TPSGC
Fax / Télécopieur: (819) 997-9776
50 Victoria Street, PDP I, Mailroom C114
Gatineau
Québec
K1A 0C9

SOLICITATION AMENDMENT MODIFICATION A L'INVITATION

The referenced documents is hereby amended: unless otherwise
indicated, all other terms and conditions of the contract remain
the same

Ce contrat est par le présente modifié; sauf indication contraire,
les modalités du contrat demeurent les mêmes.

The Vendor/Firm hereby accepts/acknowledges this
amendment.
Le fournisseur/entrepreneur accepte la présente
modification/en accusé réception.

Signature _____ Date _____
Name, title of person authorized to sign (type or print)
Nom et titre du signataire autorisé (taper ou imprimer)

Solicitation Closes – L'invitation prend fin

At – à : 14 :00 EDT / HAE

On - le : 2024/ 04 / 30

Title/Titre: Multiple <i>Victoria</i> -Class Spares :Assemblies, Breaker, Seals, O-Ring and Screws / Plusieurs Pièces de Rechange de Classe- <i>Victoria</i> : Assembles, Disjoncteur, Bague, Joint Tournique et Vis	
Solicitation No. - N° de l'invitation W8482-242111/A	Amendment No. - N° de la modification 001
Client Reference No. - N° de référence du client	Date 2024 / 03 / 04
Financial Code(s) - Code(s) financier(s) Fund C113 / C523, Fund Ctr 2183CJ, Cost Ctr 2183CJ	
Destination Specified Herein / Précisé dans les présentes	
Invoices - Original must be completed and sent to: Factures – La facture originale doit être remplie et envoyée à : See herein	
Address enquiries to: - Adresser toute demande de renseignements à : Darrell Hill Procurement Officer, D Mar P 5-4-2-7 Email: Darrell.Hill@forces.gc.ca	
Telephone No. – N° de téléphone N/A	FAX No – N° de fax N/A

This Solicitation Amendment 001 is raised to:

- 1) Extend the bid closing date to April 30th, 2024.
- 2) Change French title to: Plusieurs Pièces de Rechange de Classe-*Victoria* : Assembles, Disjoncteur, Bague, Joint Tournique et Vis

ALL OTHER TERMS AND CONDITIONS REMAIN UNCHANGED.

La présente modification 001 de l'invitation à soumissionner vise à :

- 1) Prolonger la date de clôture des offres jusqu'au 30 avril 2024.
- 2) Changer le titre français à : Plusieurs Pièces de Rechange de Classe-*Victoria* : Assembles, Disjoncteur, Bague, Joint Tournique et Vis

TOUTES LES AUTRES MODALITÉS DEMEURENT INCHANGÉES.



National Defence

Défense nationale

National Defence Headquarters
Ottawa, Ontario
K1A 0K2

Quartier général de la Défense nationale
Ottawa (Ontario)
K1A 0K2

REQUEST FOR PROPOSAL DEMANDE DE PROPOSITION

RETURN BIDS TO: RETOURNER LES SOUMISSIONS À:

Bid Receiving – PWGSC / Réception des
soumissions – TPSGC
Fax / Télécopieur: (819) 997-9776
50 Victoria Street, PDP I, Mailroom C114
Gatineau
Québec
K1A 0C9

Proposal To: National Defence Canada

We hereby offer to sell to His Majesty the King in right of Canada, in accordance with the terms and conditions set out herein, referred to herein or attached hereto, the goods and services listed herein and on any attached sheets at the price(s) set out therefore.

Proposition à : Défense nationale Canada

Nous offrons par la présente de vendre à Sa Majesté le Roi du chef du Canada, aux conditions énoncées ou incluses par référence dans la présente et aux annexes ci-jointes, les biens et services énumérés ici et sur toute feuille ci-annexée, au(x) prix indique(s).

Solicitation Closes – L'invitation prend fin

At – à : 14 :00 EST / HNE

On - le : 2024-03-06

Title/Titre Multiple <i>Victoria</i> -Class Spares : Assemblies, Breaker, Seals, O-Ring and Screws / Plusieurs Pièces de Rechange de Classe- <i>Victoria</i> : Assembles, Disjoncteur, Bague, Joint Tournique et Vis	Solicitation No – N° de l'invitation W8482-242111/A
Date of Solicitation – Date de l'invitation 2024 – 01 - 26	
Address Enquiries to – Adresser toutes questions à Darrell.Hill@forces.gc.ca	
Telephone No. – N° de téléphone N/A	FAX No – N° de fax N/A
Destination Specified Herein / Précisé dans les présentes	

Instructions:

Municipal taxes are not applicable. Unless otherwise specified herein all prices quoted must include all applicable Canadian customs duties, GST/HST, excise taxes and are to be delivered FCA- Free Carrier. The amount of the Goods and Services Tax/Harmonized Sales Tax is to be shown as a separate item.

Instructions: Les taxes municipales ne s'appliquent pas. Sauf indication contraire, les prix indiqués doivent comprendre les droits de douane canadiens, la TPS/TVH et la taxe d'accise. Les biens doivent être livrés FCA franco transporteur. Le montant de la taxe sur les produits et services/taxe de vente harmonisée doit être indiqué séparément.

Delivery required - Livraison exigée	Delivery offered - Livraison proposée
Vendor Name and Address - Raison sociale et adresse du fournisseur	
Name and title of person authorized to sign on behalf of vendor (type or print) - Nom et titre de la personne autorisée à signer au nom du fournisseur (caractère d'imprimerie)	
Name/Nom _____	Title/Titre _____
Signature _____	Date _____

TABLE OF CONTENTS

PART 1 - GENERAL INFORMATION	3
1.1 STATEMENT OF REQUIREMENT.....	3
1.2 DEBRIEFINGS.....	3
1.3 CANADA POST CORPORATION'S (CPC) CONNECT SERVICE.....	3
1.4 TRADE AGREEMENTS.....	3
PART 2 - BIDDER INSTRUCTIONS	3
2.1 STANDARD INSTRUCTIONS, CLAUSES AND CONDITIONS	3
2.2 SUBMISSION OF BIDS	4
2.3 ENQUIRIES - BID SOLICITATION	4
2.4 APPLICABLE LAWS	4
2.5 BID CHALLENGE AND RECOURSE MECHANISMS	4
PART 3 - BID PREPARATION INSTRUCTIONS.....	5
3.1 BID PREPARATION INSTRUCTIONS.....	5
PART 4 - EVALUATION PROCEDURES AND BASIS OF SELECTION.....	6
4.1 EVALUATION PROCEDURES	6
4.2 BASIS OF SELECTION	8
PART 5 – CERTIFICATIONS AND ADDITIONAL INFORMATION.....	8
5.1 CERTIFICATIONS REQUIRED WITH THE BID	9
5.2 CERTIFICATIONS PRECEDENT TO CONTRACT AWARD AND ADDITIONAL INFORMATION.....	9
PART 6 - RESULTING CONTRACT CLAUSES	9
6.1 SECURITY REQUIREMENTS	10
6.2 STATEMENT OF REQUIREMENT.....	10
6.3 STANDARD CLAUSES AND CONDITIONS	10
6.4 TERM OF CONTRACT.....	10
6.5 AUTHORITIES.....	10
6.6 PAYMENT.....	11
6.7 INVOICING INSTRUCTIONS.....	12
6.8 CERTIFICATIONS AND ADDITIONAL INFORMATION	13
6.9 APPLICABLE LAWS	13
6.10 PRIORITY OF DOCUMENTS.....	13
6.11 DEFENCE CONTRACT.....	13
6.12 <i>SACC MANUAL</i> CLAUSES.....	13
6.13 QUALITY ASSURANCE	13
6.14 CONTROLLED GOODS.....	15
6.15 SHELF LIFE.....	18
6.16 ADDITIONAL MARKINGS.....	18
6.17 PACKAGING	19
6.18 SHIPPING INSTRUCTIONS	19
6.19 EXCHANGE RATE FLUCTUATION ADJUSTMENT	22
6.20 SERIALIZED MATERIAL	23
6.21 EQUIVALENT PRODUCTS – CONTRACT.....	23
6.22 DISPUTE RESOLUTION	24
ANNEX "A" – LINE ITEM DETAILS	26
ANNEX "B" - ELECTRONIC PAYMENT INSTRUMENTS.....	27

Solicitation No. - N° de l'invitation
W8482-242111/A
Client Ref. No. - N° de réf. du client

Amd. No. - N° de la modif.
File No. - N° du dossier
W8482-242111/A – 29K

Buyer ID - Id de l'acheteur
29K
CCC No./N° CCC - FMS No./N° VME

ANNEX "C" – STATEMENTS OF QUALITY REQUIREMENTS.....	28
ANNEX "D" - PROCUREMENT TOOLS FOR UNIQUE IDENTIFICATION (UID).....	29
ANNEX "E" – FACTORY ACCEPTANCE TEST	30

PART 1 - GENERAL INFORMATION

1.1 Statement of Requirement

The requirement is detailed under the "Line Item Details".

1.2 Debriefings

Bidders may request a debriefing on the results of the bid solicitation process. Bidders should make the request to the Contracting Authority within 15 working days from receipt of the results of the bid solicitation process. The debriefing may be in writing, by telephone or in person.

1.3 Canada Post Corporation's (CPC) Connect service

This bid solicitation allows bidders to use the CPC Connect service provided by Canada Post Corporation to transmit their bid electronically. Bidders must refer to Part 2 entitled Bidder Instructions, and Part 3 entitled Bid Preparation Instructions, of the bid solicitation, for further information.

1.4 Trade Agreements

The requirement is subject to the provisions of:

Peru-Canada Free Trade Agreement
Chile-Canada Free Trade Agreement
Colombia-Canada Free Trade Agreement
Honduras-Canada Free Trade Agreement
Panama-Canada Free Trade Agreement
Korea-Canada Free Trade Agreement
The Canadian Free Trade Agreement (CFTA)

PART 2 - BIDDER INSTRUCTIONS

2.1 Standard Instructions, Clauses and Conditions

All instructions, clauses and conditions identified in the bid solicitation by number, date and title are set out in the [Standard Acquisition Clauses and Conditions Manual](https://buyandsell.gc.ca/policy-and-guidelines/standard-acquisition-clauses-and-conditions-manual) (https://buyandsell.gc.ca/policy-and-guidelines/standard-acquisition-clauses-and-conditions-manual) issued by Public Works and Government Services Canada.

Bidders who submit a bid agree to be bound by the instructions, clauses and conditions of the bid solicitation and accept the clauses and conditions of the resulting contract.

The [2003](#) (2023-06-08) Standard Instructions - Goods or Services - Competitive Requirements, are incorporated by reference into and form part of the bid solicitation.

The 2003 standard instructions is amended as follows:

- Section 02, Procurement Business Number is deleted in its entirety.

2.1.1 SACC Manual Clauses

B1000T (2014-06-26) Condition of Material – Bid
A9130T (2019-11-28) Controlled Goods Program- Bid - **For Lines 001 and 002**

2.2 Submission of Bids

Bids must be submitted only to Public Works and Government Services Canada (PWGSC) Bid Receiving Unit by the date, time and place indicated in the bid solicitation.

Note: For bidders choosing to submit using Canada Post Corporation's (CPC) Connect service for bids closing at the Bid Receiving Unit in the National Capital Region (NCR) the email address is:

tpsgc.pareceptiondessomissions-apbidreceiving.pwgsc@tpsgc-pwgsc.gc.ca

Note: Bids will not be accepted if emailed directly to this email address. This email address is to be used to open a CPC Connect conversation, as detailed in Standard Instructions [2003](#), or to send bids through a CPC Connect message if the bidder is using its own licensing agreement for CPC Connect service.

2.3 Enquiries - Bid Solicitation

All enquiries must be submitted in writing to the Contracting Authority no later than 7 calendar days before the bid closing date. Enquiries received after that time may not be answered.

Bidders should reference as accurately as possible the numbered item of the bid solicitation to which the enquiry relates. Care should be taken by Bidders to explain each question in sufficient detail in order to enable Canada to provide an accurate answer. Technical enquiries that are of a proprietary nature must be clearly marked "proprietary" at each relevant item. Items identified as "proprietary" will be treated as such except where Canada determines that the enquiry is not of a proprietary nature. Canada may edit the question(s) or may request that the Bidder do so, so that the proprietary nature of the question(s) is eliminated, and the enquiry can be answered to all Bidders. Enquiries not submitted in a form that can be distributed to all Bidders may not be answered by Canada.

2.4 Applicable Laws

Any resulting contract must be interpreted and governed, and the relations between the parties determined, by the laws in force in Ontario.

Bidders may, at their discretion, substitute the applicable laws of a Canadian province or territory of their choice without affecting the validity of their bid, by deleting the name of the Canadian province or territory specified and inserting the name of the Canadian province or territory of their choice. If no change is made, it acknowledges that the applicable laws specified are acceptable to the Bidders.

2.5 Bid Challenge and Recourse Mechanisms

- (a) Several mechanisms are available to potential suppliers to challenge aspects of the procurement process up to and including contract award.
- (b) Canada encourages suppliers to first bring their concerns to the attention of the Contracting Authority. Canada's [Buy and Sell](#) website, under the heading "[Bid Challenge and Recourse Mechanisms](#)" contains information on potential complaint bodies such as:
 - Office of the Procurement Ombudsman (OPO)
 - Canadian International Trade Tribunal (CITT)

- (c) Suppliers should note that there are **strict deadlines** for filing complaints, and the time periods vary depending on the complaint body in question. Suppliers should therefore act quickly when they want to challenge any aspect of the procurement process.

PART 3 - BID PREPARATION INSTRUCTIONS

3.1 Bid Preparation Instructions

If the Bidder chooses to submit its bid electronically, Canada requests that the Bidder submits its bid in accordance with section 08 of the 2003 standard instructions. The CPC Connect system has a limit of 1GB per single message posted and a limit of 20GB per conversation.

Canada requests that the Bidder submits its bid in separately bound sections as follows:

- Section I: Technical Bid
- Section II: Financial Bid
- Section III: Certifications
- Section IV: Additional Information

If the Bidder chooses to submit its bid in hard copies, Canada requests that the Bidder submits its bid in separately bound sections as follows:

- Section I: Technical Bid (1 hard copy)
- Section II: Financial Bid (1 hard copy)
- Section III: Certifications (1 hard copy)
- Section IV: Additional Information (1 hard copy)

If there is a discrepancy between the wording of the soft copy on electronic media and the hard copy, the wording of the hard copy will have priority over the wording of the soft copy.

If the Bidder is simultaneously providing copies of its bid using multiple acceptable delivery methods, and if there is a discrepancy between the wording of any of these copies and the electronic copy provided through CPC Connect service, the wording of the electronic copy provided through CPC Connect service will have priority over the wording of the other copies.

If there is a discrepancy between the wording of the soft copy on electronic media and the hard copy, the wording of the hard copy will have priority over the wording of the soft copy.

Prices must appear in the financial bid only. No prices must be indicated in any other section of the bid.

Canada requests that bidders follow the format instructions described below in the preparation of hard copy of their bid:

- (a) use 8.5 x 11 inch (216 mm x 279 mm) paper;
- (b) use a numbering system that corresponds to the bid solicitation.

In April 2006, Canada issued a policy directing federal departments and agencies to take the necessary steps to incorporate environmental considerations into the procurement process [Policy on Green Procurement](https://www.tbs-sct.gc.ca/pol/doc-eng.aspx?id=32573) (<https://www.tbs-sct.gc.ca/pol/doc-eng.aspx?id=32573>). To assist Canada in reaching its objectives, bidders should:

- 1) Include all environmental certification(s) relevant to your organization (e.g., ISO 14001, Leadership in Energy and Environmental Design (LEED), Carbon Disclosure Project, etc.)
- 2) Include all environmental certification(s) or Environmental Product Declaration(s) (EPD) specific to your product/service (e.g., Forest Stewardship Council (FSC), ENERGYSTAR, etc.)
- 3) Unless otherwise noted, bidders are encouraged to submit bids electronically. If hard copies are required, bidders should:
 - a. use 8.5 x 11 inch (216 mm x 279 mm) paper containing fibre certified as originating from a sustainably-managed forest and containing minimum 30% recycled content; and
 - b. use an environmentally-preferable format including black and white printing instead of colour printing, printing double sided/duplex, using staples or clips instead of cerlox, duotangs or binders.

Section I: Technical Bid

In their technical bid, Bidders should explain and demonstrate how they propose to meet the requirements and how they will carry out the Work.

Section II: Financial Bid

Bidders must submit their financial bid in accordance with the Basis of Payment.

3.1.1 Electronic Payment of Invoices – Bid

If you are willing to accept payment of invoices by Electronic Payment Instruments, complete Annex "B" Electronic Payment Instruments, to identify which ones are accepted.

If Annex "B" Electronic Payment Instruments is not completed, it will be considered as if Electronic Payment Instruments are not being accepted for payment of invoices.

Acceptance of Electronic Payment Instruments will not be considered as an evaluation criterion.

3.1.2 Exchange Rate Fluctuation

C3010T (2014-11-27) Exchange Rate Fluctuation Risk Mitigation

Section III: Certifications

Bidders must submit the certifications and additional information required under Part 5.

PART 4 - EVALUATION PROCEDURES AND BASIS OF SELECTION

4.1 Evaluation Procedures

- (a) Bids will be assessed in accordance with the entire requirement of the bid solicitation including technical and financial evaluation criteria.
- (b) An evaluation team composed of representatives of Canada will evaluate the bids.

4.1.1 Technical Evaluation

4.1.1.1 Mandatory Technical Criteria

- a) Bidders must indicate the Part Number and the NSCM/NCAGE they are offering.
- b) Bidders proposing an Equivalent or Substitute Product must indicate the brand name and model and/or Part Number and the NSCN/NCAGE.

4.1.1.2 Evaluation Procedures for Equivalent Products

- (a) This bid solicitation includes requirements to propose equipment (each, a Line Item) that has been specified by a part number in order to ensure compatibility, interoperability and interchangeability with existing equipment owned by Canada.
- (b) Where equipment has been described in this bid solicitation by part number and more than one part number is listed as associated with a single Line Item, equivalency will be assessed against the first part number, referred to as the Item of Supply. Other part numbers listed under that Line Item will be considered to meet the requirement without requiring an assessment as an equivalent product.
- (c) Proposed equipment that is a replacement part number (superseded or obsolete) from the Original Equipment Manufacturer of the Item of Supply listed under a Line Item must be assessed as an equivalent product under this Article, in order to be considered to meet the requirement.
- (d) If a bidder intends to propose a part as an equivalent to a required Item of Supply, and it has or is able to obtain complete specifications for the Item of Supply, it must provide to Canada in its bid this Item of Supply specification, along with the specification established for its proposed equivalent. Canada may instruct the bidder to use the provided Item of Supply specification, or another specification provided by Canada, for the purposes of demonstrating equivalency. If the Item of Supply specification is provided by Canada to the bidder, it will be made available to all bidders at the same time. During the evaluation period, the bidder must provide to Canada an analysis within seven business days of the request to do so, showing a comparison of the specification of its proposed equivalent part with the Item of Supply specification. The analysis must demonstrate that the proposed equivalent part is equivalent in fit, form, function, quality and performance to the required Item of Supply, that it meets any mandatory performance criteria identified in the solicitation, and that the proposed equivalent is fully compatible, interoperable and interchangeable with existing equipment identified in the bid solicitation. If the analysis submitted by the bidder does not demonstrate to the satisfaction of Canada such requirements, the bid will either be declared non-responsive, or will be subject to further evaluation if sampling is requested by Canada.
- (e) It is the responsibility of the Bidder to include all information required to evaluate the proposed equivalent product as described above; however, all bidders acknowledge that Canada will have the right, but not the obligation, to request any additional information during the evaluation that it requires to make a determination regarding the product proposed.
- (f) The bidder must provide the number of samples of its proposed equivalent part requested by Canada, transportation charges prepaid, and without charge to Canada, within three business days from the date of a request by the Contracting Authority:
 - (a) if no specifications for the Item of Supply acceptable to Canada are available for the assessment above, or
 - (b) if, in addition to the evaluation of the analysis submitted under paragraph 1, Canada wishes to perform testing on the proposed equivalent part to make its determination regarding whether the part is equivalent in form, fit, function, quality and performance. Canada also

reserves the right to conduct testing regarding other aspects of equivalency, such as durability and interoperability, as compared to the Item of Supply. All tests will be documented by Canada. A sample submitted by a Bidder will remain the property of Canada and will not be considered as part of the deliverables in any resulting contract. If the testing does not demonstrate equivalency with respect to the aspects tested by Canada, the bid will be declared non-responsive.

(g) If:

- (i) at least one bid is received proposing an equivalent part,
- (ii) no acceptable specifications of the requested Item of supply are provided by the bidder proposing the equivalent,
- (iii) no acceptable specifications of the requested Item of Supply are available to Canada, and
- (iv) Canada is unable to test a sample for any reason (including that the Item of Supply being procured is new to use, or its interoperable parts are not available for use in testing),

then,

- (i) if there are two (2) or more responsive bids in respect of the Item of Supply (not an equivalent), the evaluation process will be limited to those responsive bids.
- (ii) if there are fewer than two (2) responsive bids, Canada will cancel the bid solicitation and then determine next steps, including whether specifications can reasonably be developed for the Item of Supply required by Canada.

4.1.2 Financial Evaluation

SACC Manual Clause [A0220T](#) (2014-06-26) Evaluation of Price - Bid
SACC Manual Clause [A0222T](#) (2014-06-26) Evaluation of Price - Canadian / Foreign Bidders

4.2 Basis of Selection

SACC Manual Clause [A0272T](#) (2010-08-16) Basis of Selection - Multiple Items

A bid must comply with the requirements of the bid solicitation and meet all mandatory technical evaluation criteria to be declared responsive. The responsive bid with the lowest evaluated price on an item by item basis will be recommended for award of a contract.

PART 5 – CERTIFICATIONS AND ADDITIONAL INFORMATION

Bidders must provide the required certifications and additional information to be awarded a contract.

The certifications provided by Bidders to Canada are subject to verification by Canada at all times. Unless specified otherwise, Canada will declare a bid non-responsive, or will declare a contractor in default if any certification made by the Bidder is found to be untrue whether made knowingly or unknowingly, during the bid evaluation period or during the contract period.

The Contracting Authority will have the right to ask for additional information to verify the Bidder's certifications. Failure to comply and to cooperate with any request or requirement imposed by the Contracting Authority will render the bid non-responsive or constitute a default under the Contract.

5.1 Certifications Required with the Bid

Bidders must submit the following duly completed certifications as part of their bid.

5.1.1 Integrity Provisions - Declaration of Convicted Offences

In accordance with the Integrity Provisions of the Standard Instructions, all bidders must provide with their bid, **if applicable**, the declaration form available on the [Forms for the Integrity Regime](http://www.tpsgc-pwgsc.gc.ca/ci-if/declaration-eng.html) website (<http://www.tpsgc-pwgsc.gc.ca/ci-if/declaration-eng.html>), to be given further consideration in the procurement process.

5.2 Certifications Precedent to Contract Award and Additional Information

The certifications and additional information listed below should be submitted with the bid but may be submitted afterwards. If any of these required certifications or additional information is not completed and submitted as requested, the Contracting Authority will inform the Bidder of a time frame within which to provide the information. Failure to provide the certifications or the additional information listed below within the time frame provided will render the bid non-responsive.

5.2.1 Integrity Provisions – Required Documentation

In accordance with the section titled Information to be provided when bidding, contracting or entering into a real property agreement of the [Ineligibility and Suspension Policy](http://www.tpsgc-pwgsc.gc.ca/ci-if/politique-policy-eng.html) (<http://www.tpsgc-pwgsc.gc.ca/ci-if/politique-policy-eng.html>), the Bidder must provide the required documentation, as applicable, to be given further consideration in the procurement process.

5.2.2 Federal Contractors Program for Employment Equity - Bid Certification

By submitting a bid, the Bidder certifies that the Bidder, and any of the Bidder's members if the Bidder is a Joint Venture, is not named on the Federal Contractors Program (FCP) for employment equity "FCP Limited Eligibility to Bid" list available at the bottom of the page of the [Employment and Social Development Canada \(ESDC\) - Labour's](#) website.

Canada will have the right to declare a bid non-responsive if the Bidder, or any member of the Bidder if the Bidder is a Joint Venture, appears on the "FCP Limited Eligibility to Bid" list at the time of contract award.

5.2.3 Additional Certifications Precedent to Contract Award

5.2.3.1 Integrity Provisions – List of Names

Bidders who are incorporated, including those bidding as a joint venture, must provide a complete list of names of all individuals who are currently directors of the Bidder.

Bidders bidding as sole proprietorship, as well as those bidding as a joint venture, must provide the name of the owner(s).

Bidders bidding as societies, firms or partnerships do not need to provide lists of names.

PART 6 - RESULTING CONTRACT CLAUSES

The following clauses and conditions apply to and form part of any contract resulting from the bid solicitation.

6.1 Security Requirements

6.1.1 There is no security requirement applicable to the Contract.

6.2 Statement of Requirement

The Contractor must provide the items detailed at **Annex "A"**.

6.3 Standard Clauses and Conditions

All clauses and conditions identified in the Contract by number, date and title are set out in the [Standard Acquisition Clauses and Conditions Manual](https://buyandsell.gc.ca/policy-and-guidelines/standard-acquisition-clauses-and-conditions-manual) (<https://buyandsell.gc.ca/policy-and-guidelines/standard-acquisition-clauses-and-conditions-manual>) issued by Public Works and Government Services Canada.

6.3.1 General Conditions

[2010A](#) (2022-12-01) General Conditions - Goods (Medium Complexity), apply to and form part of the Contract.

"Canada", "Crown", "His Majesty" or "the Government" means His Majesty the King in right of Canada as represented by the Minister of National Defence and any other person duly authorized to act on behalf of that minister or, if applicable, an appropriate minister to whom the Minister of National Defence has delegated his or her powers, duties or functions and any other person duly authorized to act on behalf of that minister.

6.4 Term of Contract

6.4.1 Period of the Contract

The period of the contract is from date of contract award to the end of the warranty period as described in section 09 of [2010A](#) (2022-12-01) General Conditions- Goods (Medium Complexity).

6.4.2 Delivery Date

All the deliverables must be received on or before _____.

DND reserves the right to negotiate the delivery date to before or after March 31st, 2024.

6.4.3 Delivery Points

Delivery of the requirement will be made to delivery point(s) specified at Annex "A" of the Contract.

6.5 Authorities

6.5.1 Contracting Authority

The Contracting Authority for the Contract is:

Name: Darrell Hill
Title: Material Acquisition and Support Officer
Department of National Defence
Maritime Equipment Program Management
Directorate: D Mar P 5-4-2-7
Address: 101 Colonel By Drive, Ottawa, Ontario, K1A 0K2

E-mail address: Darrell.Hill@forces.gc.ca

The Contracting Authority is responsible for the management of the Contract and any changes to the Contract must be authorized in writing by the Contracting Authority. The Contractor must not perform work in excess of or outside the scope of the Contract based on verbal or written requests or instructions from anybody other than the Contracting Authority.

6.5.2 Technical Authority

The Technical Authority for the Contract is:

Name:
Title: Technical Authority
Department of National Defence
Maritime Equipment Program Management
Address: 101 Colonel By Drive
Ottawa, Ontario, K1A 0K2
Email: XXXXXX@forces.gc.ca

The Technical Authority named above is the representative of the department or agency for whom the Work is being carried out under the Contract and is responsible for all matters concerning the technical content of the Work under the Contract. Technical matters may be discussed with the Technical Authority, however the Technical Authority has no authority to authorize changes to the scope of the Work. Changes to the scope of the Work can only be made through a contract amendment issued by the Contracting Authority.

6.5.3 Contractor's Representative

Name: _____
Title: _____
Organization: _____
Address: _____
Telephone: ____ - ____ - ____
Facsimile: ____ - ____ - ____
E-mail: _____.

6.6 Payment

6.6.1 Basis of Payment

SACC *Manual* Clause [C0207C](#) (2013-04-25) Basis of Payment - Firm Price or Firm Unit Price(s)

In consideration of the Contractor satisfactorily completing all of its obligations under the Contract, the Contractor will be paid a firm price, as specified in contract. Customs duties are excluded and Goods and Services Tax or Harmonized Sales Tax is extra, if applicable.

Canada will not pay the Contractor for any design changes, modifications or interpretations of the Work, unless they have been approved, in writing, by the Contracting Authority before their incorporation into the Work.

SACC *Manual* clause [H1001C](#) (2008-05-12) Multiple Payments

6.6.2 Limitation of Price

SACC Manual clause [C6000C](#) (2017-08-17) Limitation of Price

6.6.3 SACC Manual Clauses

[C2000C](#) (2007-11-30) Taxes – Foreign-based Contractor
[C2605C](#) (2008-05-12) Canadian Customs Duties and Sales Tax - Foreign-based Contractor
[C2608C](#) (2020-07-01) Canadian Customs Documentation
[C2610C](#) (2007-11-30) Customs Duties - Department of National Defence – Importer
[G1005C](#) (2016-01-28) Insurance - No Specific Requirement

6.6.4 Electronic Payment of Invoices – Contract

The Contractor accepts to be paid using any of the following Electronic Payment Instrument(s):

- a. Direct Deposit (Domestic and International);
- b. Electronic Data Interchange (EDI);
- c. Wire Transfer (International Only).

6.7 Invoicing Instructions

SACC Manual clause [H5001C](#) (2008-12-12) Invoicing Instructions

1. The Contractor must submit invoices in accordance with the section entitled "Invoice Submission" of the general conditions. Invoices cannot be submitted until all work identified in the invoice is completed.

Invoices must be submitted on the supplier's own invoice form and must be prepared to show:

- a) The date
 - b) Name and address of the consignee(s)
 - c) Item number, quantity, part number, reference number and description
 - d) Contract numbers.
2. Invoices must be distributed as follows:
 - a. The original and one (1) copy must be forwarded to the consignee for certification and payment.

Department of National Defence
Maritime Forces Atlantic
Accts Payable Bldg. S-90, Room 334
2686 Sextant Lane, Stadacona
PO Box 99000 Stn Forces
Halifax, NS B3K 5X5
Canada

AND

Department of National Defence
Base Logistics Officer
CFB Esquimalt

STN Forces, P.O. Box 17000
Victoria, BC V9A 7N2
Canada

b. One (1) digital copy must be emailed to the Contracting Authority identified under the section entitled "Authorities" of the Contract.

Email to: Darrell.Hill@forces.gc.ca

6.8 Certifications and Additional Information

6.8.1 Compliance

Unless specified otherwise, the continuous compliance with the certifications provided by the Contractor in its bid or precedent to contract award, and the ongoing cooperation in providing additional information are conditions of the Contract and failure to comply will constitute the Contractor in default. Certifications are subject to verification by Canada during the entire period of the Contract.

6.9 Applicable Laws

The Contract must be interpreted and governed, and the relations between the parties determined, by the laws in force in Ontario.

6.10 Priority of Documents

If there is a discrepancy between the wording of any documents that appear on the list, the wording of the document that first appears on the list has priority over the wording of any document that subsequently appears on the list.

- (a) the DND Contract;
- (b) [2010A](#) (2022-12-01) General conditions: Goods (medium complexity);
- (c) The contractor's bid dated _____.

6.11 Defence Contract

SACC Manual clause [A9006C](#) (2012-07-16) Defence Contract

6.12 SACC Manual Clauses

[B7500C](#) (2006-06-16) Excess Goods
[D9002C](#) (2007-11-30) Incomplete Assemblies
[D2000C](#) (2007-11-30) Marking – **See Annex "C" for details for lines 009-011**
[D2001C](#) (2007-11-30) Labelling
[A9062C](#) (2011-05-16) Canadian Forces Site Regulations
[A9068C](#) (2010-01-11) Government Site Regulations

6.13 Quality Assurance

[A1009C](#) (2008-05-12) Work Site Access

Authorized representatives of Canada must have access to any site where any part of the Work is being carried out at any time during working hours to make examinations and such tests of the Work as they may think fit.

For items 001, 002, 005 et 006:

D5545C (2019-05-30) ISO 9001:2015 - Quality Management Systems - Requirements (Quality Assurance Code C)

For items 003, 004 and 007-011:

D5540C (2021-05-20) ISO 9001:2015 Quality Management Systems - Requirements (Quality Assurance Code Q)

D5510C (2023-06-08) Quality Assurance Authority (DND) - Canadian-based Contractor

OR

D5515C (2010-01-11) Quality Assurance Authority (DND) - Foreign-based and United States Contractor

D5604C (2008-12-12) Release Documents (DND) - Foreign-based Contractor

OR

D5605C (2021-05-20) Release Documents (DND) - United States-based Contractor

OR

D5606C (2017-11-28) Release Documents (DND) - Canadian-based Contractor

Manufacturer Certificate of Conformity: The contractor is advised that in order to have his deliveries accepted and properly receipted the manufacturer Certificate of Conformity must accompany the shipment and be signed by a duly authorized person as designated by the equipment manufacturer. In addition to the signature his or her name must be written in block letters next to or below the signature.

D5620C (2012-07-16) Release Documents - Distribution

The Contractor must prepare the release documents in a current electronic format and distribute them as follows:

- a. One (1) copy mailed to consignee marked: "Attention: Receipts Officer";
- b. Two (2) copies with shipment (in a waterproof envelope) to the consignee;
- c. One (1) copy to the Contracting Authority;
- d. One (1) copy to:

National Defence Headquarters
Mgen George R. Pearkes Building
101 Colonel By Drive
Ottawa, ON K1A 0K2
Attention: D Mar P 5-4-2-7

- e. One (1) copy to the Quality Assurance Representative;
- f. One (1) copy to the Contractor; and
- g. For all non-Canadian contractors, one (1) copy to:

DQA/Contract Administration
National Defence Headquarters
Mgen George R. Pearkes Building
101 Colonel By Drive
Ottawa, ON K1A 0K2

E-mail: ContractAdmin.DQA@forces.gc.ca and Darrell.Hill@forces.gc.ca

D5509C (2021-05-20) Quality Assurance Requirements - Submarine Safety

The Work described in the Contract involves submarine systems or equipment classified as First Level or otherwise critical to submarine safety, as defined in Canadian Forces Technical Order (CFTO) C-23-VIC-000/AM-001, Quality Assurance for Safety in Submarines VICTORIA Class. Manufacture, repair, overhaul, installation, inspection and tests for each such item identified in the requirement must be documented in accordance with the requirements of the above mentioned CFTO.

For each such item, the Contractor must provide a Certificate of Conformity [form DND 2513 or locally produced equivalent approved by the Quality Assurance Authority (QAA)] in accordance with this CFTO. For subcontracted work, the Contractor must obtain that Certificate of Conformity from the subcontractor. Obtaining the said certificate from a subcontractor does not relieve the Contractor from its obligation to ensure compliance with the technical requirements of the Contract, nor must it be construed as authorizing any liability on the part of Canada to the subcontractor.

For each such item, the Certificate of Conformity, along with certified true copies of any deviation, waiver and all required records identified in the Statement of Quality Requirements (form DND 2328 or equivalent) attached to the Statement of Requirement, Statement of Work or Technical Specifications in **Annex "C"** to the Contract or otherwise attached to or forming part of the Contract, must be completed and made available for review by the designated QAA before release of such item and associated documents to the Department of National Defence. Unless otherwise directed by the QAA, those documents must be attached to, or enclosed with, the shipment they are associated to, in a waterproof envelope.

Bidders must submit a completed Processing Procedures Record form (DND 4560, page 5 of the Statement of Quality Requirements) with their bid to be considered for a contract.

6.14 Controlled Goods

For items 001 and 002:

1. Controlled Goods – General

a. Contract involving Production of or Access to Controlled Goods

- (1) The Contract involves the production of or access to Controlled Goods as defined under and subject to the [Defence Production Act](#), R.S. 1985, c. D-1, (section 35 and Schedule to the Act),
- (2) The Contractor and any subcontractor, who are authorized to do business in Canada, are not registered, exempt or excluded under the CGP at time of contract award, the Contractor and any subcontractor must, within seven (7) working days from receipt of written notification of the contract award, ensure that the required application for registration or exemption is submitted to the CGP. No examination, possession or transfer of Controlled Goods can take place until the Contractor has provided proof, satisfactory to the Procurement Practitioner, that the Contractor and any subcontractor are registered, exempt or excluded under the CGP.
- (3) Failure to provide proof, satisfactory to the Procurement Practitioner, that the Contractor and any subcontractor are registered, exempt or excluded under the CGP, within 30 calendar days from receipt of written notification of contract award, will be considered a default under the Contract except to the extent that Canada is responsible for the failure due to delay in processing the application.

- (4) When the Contract requires the manufacture or export of defense articles subject to the United States Munitions List (USML), the U.S. Contractor and/or any U.S. subcontractor are required to be registered at time of contract award with the U.S. Department of State in accordance with the ITAR. When the procurement is for Controlled Goods that falls under the USML, the U.S. Contractor and/or any U.S. subcontractor are to provide their U.S. Department of State certificate to confirm their registration status with the Director Defense Trade Control (DDTC).
- (5) The Contractor, any subcontractors, and any other persons to whom the Contractor or its subcontractors will give access to the Controlled Goods must maintain current and valid registration, exemption or exclusion from the CGP for the duration of the Contract.

b. Transfer/management of Controlled Goods

- (1) When the Contract requires production of or access to Controlled Goods that are subject to the DPA, the Contractor and any subcontractor are hereby advised that, within Canada, only persons who are registered, exempt or excluded under the Control Goods Program (CGP) are lawfully entitled to examine, possess or transfer controlled goods.
- (2) The Contractor must obtain written authorization from the Procurement Practitioner before receiving the goods, technology and technical data and/or before giving access to the Controlled Goods, technology and technical data to any third party.
- (3) In those instances when licenses are required to ship/export these items, the contractor must obtain all licenses required by their government.
- (4) The Contractor must account for the time required to obtain the licenses and for DND to obtain the retransfer approvals, in order to adjust the delivery schedule accordingly.
- (5) The Contractor must provide to the Procurement Practitioner, a copy of the licenses associated with the acquisition, export and transfer approval, issued to them by a foreign government, prior to producing, accepting delivery or accessing the Control Goods.
- (6) The Contractor and their subcontractor are hereby advised that controlled goods being accessed are subject to foreign export control regulations and as such, they must abide by and manage these controlled goods in accordance with the controls imposed by the country-of-origin regulations.
- (7) The Contractor and their subcontractor are advised that goods, technology and technical data related to Controlled Goods provided by Canada, are solely for the purposes of this contract, are not to be copied, or used for any other purposes, or released to any third party without prior approval from the foreign country through the procurement practitioner.

c. Return of Controlled Goods

All Controlled and Dual-Use Goods related goods and technologies in possession of the Contractor must be returned to Canada, inclusive of any packing, shipping or delivery instructions, under the following circumstances:

- (1) whenever there is no more need or requirement for access, possession or transfer of one or more of the Controlled and Dual-Use Goods; or

-
- (2) at the expiry, or termination, of the Contract; or
 - (3) as instructed by the Procurement Practitioner, in consultation with the Technical Authority.

d. **Security Breach within Canada – Controlled Goods**

Any security breach involving Controlled Goods identified in the Schedule to the *Defence Production Act* must immediately be reported to both the Procurement Practitioner and PSPC [Controlled Goods Program](#).

2. **Identification and Marking of Controlled Goods**

a. **Identification of Controlled Goods**

Use the following statements when a contract involves controlled goods.

The Contract involves Controlled Goods as defined in the Schedule to [Defence Production Act](#). The Contractor must identify those Controlled Goods to the Business Owner.

b. **Categorization of Controlled Goods**

When the Contract requires the production or provision of goods subject to any export control regulations, the contractor must provide, no later than the time of delivery, the complete reference to the category in the Schedule to the DPA, the specific references to the Wassenaar Arrangement, the European Union Military List, the European Union Dual-Use Category, the applicable USML reference in the ITAR, or the CCL category in the U.S. EAR under which the items are found. More precisely, every invoice, customs paperwork or end-use assurance must include the country export regulation the items originate from and provide the complete export regulation category code. Items that are serialized, the serial numbers must be listed on the invoice or on the customs paperwork. Submitted at least 60 days prior to the scheduled delivery date of the deliverable end item.

c. **Marking of hard copy and electronic copy**

- (1) On each page of the controlled drawings or technical documents, add "Controlled Goods/Marchandises contrôlées".
- (2) On both the front & back pages of controlled documents, add the following notice:
This documentation contains controlled goods information in accordance with the Schedule to the [Defence Production Act](#) and, therefore, must be given the proper security to prevent the unauthorized examination, possession or transfer to a third party. Total destruction is required on disposal. Cette documentation contient des renseignements sur des marchandises contrôlées, conformément à l'annexe de la Loi sur la production de défense. Il faut donc lui accorder la protection appropriée afin d'en empêcher l'examen ou la possession par une personne non autorisée ou le transfert non autorisé à un tiers. La destruction totale est requise lors de l'élimination.
- (3) For deliverables provided in electronic format, the Metadata file should identify the "controlled goods" status of drawings and technical documents with a DMC of "D" for

controlled items and DMC "A" for non-controlled items or a DMC of "Q" for export controlled items that do not require registration".

d. **Technical data summary**

The contractor shall furnish the Business Owner with a Technical Data Summary, a technical description or a technical specification, which shall include the physical and performance characteristics and a functional description of the deliverable end item, and where applicable a complete list of accessories and peripheral items required to complete the deliverable end item being supplied. For a deliverable end item procured by the contractor from a subcontractor or supplier, the contractor shall furnish the name of the manufacturer and its part numbers along with the necessary documentation.

6.15 Shelf Life

B1204C (2011-05-16) Shelf Life

The Contractor must ensure that items **005 - 008** will contain **75** percent of the authorized shelf life as listed in ISO 2230 at date of delivery to the Department of National Defence.

DND approved shelf life for line items **005 - 008** is currently listed as **84** months.

6.16 Additional Markings

D2016C (2010-01-11) Additional Package Markings – Different

1. The Contractor must ensure that in addition to the required interior and exterior package markings, the following information is provided:

For items 001 - 004:

- (a) Manufacturer's name;
- (b) Drawing number/part number.

For items 005 – 008:

- (a) Manufacturer's name;
- (b) Drawing number/part number;
- (c) Batch or lot number;
- (d) Cure date of rubber components;
- (e) Date of manufacture;
- (f) Expiration date of shelf life.

For items 009 and 010:

- (a) Manufacturer's name;
- (b) Drawing number/part number;
- (c) Batch or lot number.

For line 011:

- (a) Manufacturer's name;
- (b) Drawing number/part number;
- (c) Serial number.

2. These markings must be applied and positioned in accordance with Canadian Forces Packaging Specification D-LM-008-002/SF-001.

6.17 Packaging

D3018C (2014-09-25) Packaging Requirement using Specification D-LM-008-036/SF-000

The Contractor must prepare item numbers **003, 004, 009 and 010** for delivery in accordance with the latest issue of the Canadian Forces Packaging Specification *D-LM-008-036/SF-000*, DND Minimum Requirements for Manufacturer's Standard Pack.

The Contractor must package item numbers **003, 004, 009 and 010** in maximum of 1 per unit package.

AND

D3016C (2014-09-25) Preparation for Delivery - Canadian Forces Packaging Specifications

The Contractor must prepare items **005 - 008** for delivery in accordance with the latest issue of the Canadian Forces packaging specifications **D-LM-008-026/SF-001, Preformed Packing, Gaskets or Seals (rubber natural/synthetic, cork, asbestos or leather)**.

AND

D3013C (2007-11-30) Preparation for Delivery - Canadian-based Contractor

1. Preservation and packaging for items **001, 002 and 011** must be in accordance with the Canadian Forces packaging specification *D-LM-008-001/SF-001*, and must be marked to *D-LM-008-002/SF-001*. Form Level B **Pkg Data Form Req'd** must be in accordance with *D-LM-008-011/SF-001*.
2. Packaging data forms previously approved by Canadian authorities are acceptable.
3. Approved coded packaging data is shown immediately below the description of the item to which it applies. Where no data is shown, the Contractor must submit a packaging data form for approval.

For ALL items

SACC Manual **D2025C** (2017-08-17) Wood Packaging Materials

SACC Manual **D6010C** (2007-11-30) Palletization

6.18 Shipping Instructions

D0037C (2016-01-28) Shipping Instructions (DND) Canadian-Based Contractor

1. Delivery will be FCA Free Carrier at _____ Incoterms 2000. The Contractor must load the goods onto the carrier designated by the Department of National Defence (DND). Onward shipment from the delivery point to the consignee will be Canada's responsibility.
2. Before shipping the goods, the Contractor must contact the following DND Inbound Logistics Coordination Center by facsimile or e-mail, to arrange for shipment, and provide the information detailed at paragraph 3.

Inbound Logistics Co-ordination Center (ILCC)

Telephone: 1-877-877-7423 (toll free)
Facsimile: 1-877-877-7409 (toll free)
E-mail: ILHQOttawa@forces.gc.ca

3. The Contractor must provide the following information to the DND Inbound Logistics Coordination Center when arranging for shipment:
 - a) the Contract number;
 - b) consignee address (for multiple addresses, items must be packaged and labelled separately with each consignee address);
 - c) description of each item;
 - d) the number of pieces and type of packaging (i.e., carton, crate, drum, skid);
 - e) actual weight and dimensions of each piece type, including gross weight;
 - f) full details of dangerous material, as required for the applicable mode of transportation, signed certificates for dangerous material as required for shipment by the International Maritime Dangerous Goods Code, the International Air Transport Association regulations or the applicable Canadian Dangerous Goods Shipping Regulations, and a copy of the material safety data sheet.
4. Following receipt of this information by Canada, Canada will provide the appropriate shipping instructions, which may include the requirement for specific consignee address labeling, and the marking of each piece with a Transportation Control Number.
5. The Contractor must not ship the goods before receiving shipping instructions from the DND Inbound Logistics contact.
6. If the Contractor delivers the goods at a place and time which are not in accordance with the given delivery instructions or fail to fulfill reasonable delivery instructions given by Canada, the Contractor must reimburse Canada any additional expenses and costs incurred.
7. If Canada is responsible for delays in delivering the goods, ownership and risk will be transferred to Canada upon expiry of either thirty (30) days following the date on which a duly completed shipping application is received by Canada or by its appointed forwarding agent, or thirty (30) days following the delivery date specified in the Contract, whichever is later.

OR

D0035C (2022-12-01) Shipping Instructions (DND) Foreign-Based Contractor

1. Delivery will be FCA Free Carrier at _____ Incoterms 2000. The Contractor must load the goods onto the carrier designated by the Department of National Defence (DND). Onward shipment from the delivery point to the consignee will be Canada's responsibility
2. Before shipping the goods, the Contractor must contact the following DND Inbound Logistics Coordination Center by facsimile or email, to arrange for shipment, and provide the information detailed at paragraph 3.
 - a. Insert the following when the Contractor is located in the United States (U.S.):
Inbound Logistics Coordination Center (ILCC):
Telephone: 1-877-447-7701 (toll free)
Facsimile: 1-877-877-7409 (toll free)
Email: ILHQOttawa@forces.gc.ca
OR
 - b. Insert the following when the Contractor is located in United Kingdom (UK) and Ireland:

Inbound Logistics United Kingdom (ILUK):

Telephone: 011-44-1895-613023, or 011-44-1895-613024, or

Facsimile: 011-44-1895-613046

Email: CFSUEDetUKMovements@forces.gc.ca

In addition, the Contractor must send to ILUK the completed form

"Shipping Advice and Export Certificate" by email

to: CFSUEDetUKMovements@forces.gc.ca.

The shipment of any items above the value of 600 GBP (pound sterling) being exported from the United Kingdom and Ireland will be cleared by DND using His Majesty's Customs & Excise (HMCE) New Export Systems (NES). The Contractor must comply with HMCE requirements by registering with HMCE or by having a freight forwarder complete the entry. A printed copy of the NES entry Export Declaration clearly displaying the Declaration Unique Consignment Reference Number must be provided by the Contractor and attached to the consignment. The Contractor must ensure that this procedure is carried out for all stores whether they be initial purchase or repair and overhaul export items. HMCE will authorize Canadian Forces Support Unit (Europe) to ship the goods only if the procedure has been adhered to completely and properly by the Contractor. **Note:** To ensure you receive a reply on any contracting information such as Incoterms etc, always include the email address: ILHQcontract-ILHQcontrat@forces.gc.ca in carbon copy (cc).
OR

- c. Insert the following when the Contractor is located in a country other than Canada, the U.S., the UK and Ireland:

Inbound Logistics Europe Area (ILEA):

Telephone: +49-(0)-2203-908-1807 or 2748 or 5304

Facsimile: +49-(0)-2203-908-2746

Email: ILEA@forces.gc.ca

Note: To ensure you receive a reply on any contracting information such as Incoterms etc, always include the email address: ILHQcontract-ILHQcontrat@forces.gc.ca in carbon copy (cc).
OR

- d. Insert the following for U.S. Foreign Military Sales (FMS):

Inbound Logistics Coordination Center (ILCC):

Telephone: 1-877-447-7701 (toll free)

Facsimile: 1-877-877-7409 (toll free)

Email: ILHQOttawa@forces.gc.ca

Canada is responsible for the carrier selection for shipments of the goods supplied under this FMS contract. Instructions on how to obtain carrier selection from Canada are contained in U.S. Department of Defense 4000.25-8-M, Military Assistance Program Address Directory, and Canadian Special Instructions Indicator (SII). The Contractor must not ship the goods until the SII has been complied with.

The Contractor must provide the following information to the DND Inbound Logistics contact when arranging for shipment:

- a. the Contract number;
- b. consignee address (if multiple addresses, items must be packaged and labeled separately with each consignee address);
- c. description of each item;

- d. the number of pieces and type of packaging (e.g. carton, crate, drum, skid);
 - e. actual weight and dimensions of each piece type, including gross weight;
 - f. copy of the commercial invoice (in accordance with clause [C2608C](#), section 4, of the [Standard Acquisition Clauses and Conditions Manual](#)) or a copy of the Canada Border Services Agency form CI1 [Canada Customs Invoice](#) (PDF 429KB) - ([Help on File Formats](#));
 - g. [Schedule B](#) codes (for exports) and the Harmonized Tariff Schedule codes (for imports);
 - h. Canada-United States-Mexico Agreement Certification of Origin (in accordance with clause [C2608C](#), section 2) for the U.S. and Mexico only;
 - i. full details of dangerous material, as required for the applicable mode of transportation, signed certificates for dangerous material as required for shipment by the International Maritime Dangerous Goods Code, or International Air Transport Association regulations or the applicable Canadian [Dangerous Goods Shipping Regulations](#) and a copy of the safety data sheet.
4. Following receipt of this information by Canada, Canada will provide the appropriate shipping instructions, which may include the requirement for specific consignee address labelling, the marking of each piece with a Transportation Control Number and customs documentation.
 5. The Contractor must not ship goods before receiving shipping instructions from the DND Inbound Logistics contact.
 6. If the Contractor delivers the goods at a place and time that are not in accordance with the given delivery instructions or fail to fulfill reasonable delivery instructions given by Canada, the Contractor must reimburse Canada any additional expenses and costs incurred.
 7. If Canada is responsible for delays in delivering the goods, ownership and risk will be transferred to Canada upon expiry of either 30 days following the date on which a duly completed shipping application is received by Canada or by its appointed forwarding agent, or 30 days following the delivery date specified in the Contract, whichever is later.

6.19 Exchange rate fluctuation adjustment

[C3015C](#) (2017-08-17) Exchange rate fluctuation adjustment

1. The foreign currency component (FCC) is defined as the portion of the price or rate that will be directly affected by exchange rate fluctuation. The FCC should include all related taxes, duties and other costs paid by the Bidder and which are to be included in the adjustment amount.
2. For each line item where a FCC is identified, Canada assumes the risks and benefits for exchange rate fluctuation, as shown in the Basis of Payment. For such items, the exchange rate fluctuation amount is determined in accordance with the provision of this clause.
3. The total price paid by Canada on each invoice will be adjusted at the time of payment. The exchange rate adjustment amount will be calculated in accordance with the following formula:

Exchange rate adjustment = $FCC \times Qty \times (i_1 - i_0) / i_0$
where formula variables correspond to:

FCC

Foreign currency component (per unit)

Qty

quantity of units

i_0



Initial exchange rate (CAN\$ per unit of foreign currency [for example US\$1]).

The initial exchange rate is set as the Bank of Canada rate on the solicitation closing date. The Bank of Canada publishes its rates each business day by 16:30 Eastern Time.

i_1

Exchange rate for adjustments (ERA) (CAN\$ per unit of foreign currency [for example US\$1]).

The Bank of Canada publishes its rates each business day by 16:30 Eastern Time.

- a. The ERA for goods will be the Bank of Canada rate on the date the goods were delivered.
 - b. The ERA for services will be the Bank of Canada rate on the last business day of the month for which the services were performed.
 - c. The ERA for advance payments will be the Bank of Canada rate on the last business day prior to the payment. The last published business day rate will be used for non-business days.
4. The Contractor must indicate the total exchange rate adjustment amounts (whether they are upward, downward or present no change) as a separate item on each invoice or claim for payment submitted under the Contract. Where an adjustment applies, the Contractor must submit with their invoice form [PWGSC-TPSGC 450](#) , Claim for Exchange Rate Adjustments.
5. The exchange rate adjustment will only impact the payment to be made by Canada where the exchange rate fluctuation is greater than 2% (increase or decrease), calculated in accordance with column 8 of form [PWGSC-TPSGC 450](#)  (that is $[i_1 - i_0] / i_0$).
6. Canada reserves the right to audit any revision to costs and prices under this clause.

6.20 Serialized Material

(1) The contractor shall record the Materiel Identification Data Set (MIDS) elements for the following Materiel scheduled for delivery under this contract in the format provided in the MIDS document.

-Item 011, NSN 99-2524106

- (2) The contractor shall electronically deliver the MIDS document as part of or prior to submission of the Advanced Shipping Notice to the Procurement Authority listed in the contract.
- (3) The MIDS shall be electronically submitted as an XLS file.

Serialized material must also be marked in accordance with **Annex "D" - Procurement Tools for Unique Identification (UID)**.

6.21 Equivalent Products – Contract

Note to Bidders: This article will only be included in a resulting contract if equivalent products have been proposed.

-
- (a) The Contractor guarantees that the equipment to be delivered under the Contract is:
- (i) equivalent in form, fit, function, quality and performance to the equipment requested by Canada that was described in the bid solicitation that resulted in the Contract;
 - (ii) if required by DND in the documentation submitted by the Contractor to obtain this Contract, Technical Airworthiness Cleared through the Technical Airworthiness Certification process, and that the original equipment manufacturer of such equipment has been certified as an Acceptable Manufacturing Organization, all in accordance with the DND C-05-005-001/AG-001 Technical Airworthiness Manual, and the DND C05-005-P12/AM-001 AEPM Division Engineering Process Manual; and
 - (iii) fully compatible, interchangeable and interoperable with the existing equipment owned by Canada identified in the bid solicitation that resulted in this Contract.
- (b) The Contractor also guarantees that any warranties with third parties concerning the existing equipment owned by Canada will not be adversely affected by Canada's use of the equipment delivered under the Contract (for example, by interconnecting the equipment) or by any other services provided by the Contractor under the Contract. If Canada determines in its sole discretion that any such warranty has been adversely affected, at Canada's sole option, the Contractor must:
- (i) pay to Canada the amount that Canada must pay to the original supplier (or an authorized reseller of that supplier) to re-certify Canada's existing equipment for warranty purposes and any other amounts paid by Canada to a third party in order to restore the equipment to full warranty status;
 - (ii) perform all warranty work on Canada's existing equipment in place of the original supplier; or
 - (iii) pay to Canada the amount that Canada must pay to the original supplier (or an authorized reseller of that supplier) to perform maintenance work on the equipment that otherwise would have been covered by the warranty.
- (c) The Contractor agrees that, during the Contract Period, if Canada determines that any of the equipment is not equivalent in form, fit, function and quality to the existing equipment owned by Canada or is not fully compatible, interchangeable and interoperable with the existing equipment owned by Canada, the Contractor must immediately and entirely at its own expense take all steps necessary to ensure that the equipment satisfies these requirements (for example, by implementing any additional software or firmware), failing which Canada will have the immediate right to terminate the Contract for default. The Contractor agrees that, if Canada terminates the Contract for this reason, the Contractor must pay to Canada the costs of reprocurring the equipment from a third party and the difference, if any, in price paid by Canada to the third party. The Contractor acknowledges that its failure to deliver equivalent equipment that satisfies the above requirements may result in the Contractor (as well as its affiliates and any other entities with whom the Contractor or its principals do not deal at arm's length) being unable to propose equivalent substitutes in response to future DND bid solicitations.

6.22 Dispute Resolution

- (a) The parties agree to maintain open and honest communication about the Work throughout and after the performance of the contract.

- (b) The parties agree to consult and co-operate with each other in the furtherance of the contract and promptly notify the other party or parties and attempt to resolve problems or differences that may arise.
- (c) If the parties cannot resolve a dispute through consultation and cooperation, the parties agree to consult a neutral third party offering alternative dispute resolution services to attempt to address the dispute.
- (d) Options of alternative dispute resolution services can be found on Canada's Buy and Sell website under the heading "[Dispute Resolution](#)".

Item / Article	Item Details / Détails de l'article	Unit of Issue / Unité de distribution	Quantity / Quantité	Destination Address / Adresse de la destination	Invoice Address / Adresse de facturation	Security Requirement / Besoin de Sécurité	Quality Assurance Code / Code de l'Assurance de la Qualité	SOQR Required / EDEDQ Requis	Controlled Goods (CTAT or ITAR) / Marchandises Contrôlées (ATTC ou ITAR)	Trade Agreements / Accords commerciaux	Part Offered / Pièce Offerte	Estimated Delivery Date / Date de livraison estimée	Firm Unit Price (Taxes Extra) / Prix Unitaire Ferme (taxes applicable un sus)
1	<p>NSN / NNO: 6605-99-7962798 Item / Article: LOG PROBE ASSEMBLY / ENSEMBLE SONDE LOG</p> <p>PN / N: 30033/0100/01 NCAGE / EEPO: K0639 MANUFACTURER / FABRICANT: AERONAUTICAL & GENERAL INSTRUMENTS</p> <p>PN / N: 30033/0200.00 NCAGE / EEPO: K0639 MANUFACTURER / FABRICANT: AERONAUTICAL & GENERAL INSTRUMENTS</p> <p>Or equivalent / Ou Equivalent</p>	EA/CH	4	FORMATION COMMANDER CFB Esquimalt Attn: Receiving Bldg 66 Colwood VICTORIA BC V9C 1B0 CANADA	DEPT. NATIONAL DEFENCE Department of National Defence Base Logistics Officer CFB Esquimalt STN Forces, P.O. Box 17000 VICTORIA, BC V9A 7N2 CANADA	No/Non	C	No/Non	Yes/Oui	Yes/Oui	PN/N: _____ NCAGE / EEPO: _____ Manufacturer / Fabricant: _____	_____	XXXXXX
2	<p>NSN / NNO: 6605-99-7962798 Item / Article: LOG PROBE ASSEMBLY / ENSEMBLE SONDE LOG</p> <p>PN / N: 30033/0100/01 NCAGE / EEPO: K0639 MANUFACTURER / FABRICANT: AERONAUTICAL & GENERAL INSTRUMENTS</p> <p>PN / N: 30033/0200.00 NCAGE / EEPO: K0639 MANUFACTURER / FABRICANT: AERONAUTICAL & GENERAL INSTRUMENTS</p> <p>Or equivalent / Ou Equivalent</p>	EA/CH	1	Formation Commander HMC Dockyard Bldg D206 Door 1 thru 13 Halifax, NS B3K 5X5 Canada	Department of National Defence Maritime Forces Atlantic Accts Payable Bldg, 5-90, Room 334 2686 Sextant Lane, Stadacona PO Box 99000 Stn Forces Halifax, NS B3K 5X5 Canada	No/Non	C	No/Non	Yes/Oui	Yes/Oui	PN/N: _____ NCAGE / EEPO: _____ Manufacturer / Fabricant: _____	_____	XXXXXX
3	<p>NSN / NNO: 5925-99-3723885 Item / Article: CIRCUIT BREAKER / DISJONCTEUR</p> <p>PN / N: A32365/21 NCAGE / EEPO: K0738 MANUFACTURER / FABRICANT: HUBBELL LTD</p> <p>PN / N: A32365 ITEM 21 NCAGE / EEPO: K0738 MANUFACTURER / FABRICANT: HUBBELL LTD</p> <p>Or equivalent / Ou Equivalent</p>	EA/CH	4	FORMATION COMMANDER CFB Esquimalt Attn: Receiving Bldg 66 Colwood VICTORIA BC V9C 1B0 CANADA	DEPT. NATIONAL DEFENCE Department of National Defence Base Logistics Officer CFB Esquimalt STN Forces, P.O. Box 17000 VICTORIA, BC V9A 7N2 CANADA	No/Non	Q	No/Non	No/Non	No/Non	PN/N: _____ NCAGE / EEPO: _____ Manufacturer / Fabricant: _____	_____	XXXXXX
4	<p>NSN / NNO: 5925-99-3723885 Item / Article: CIRCUIT BREAKER / DISJONCTEUR</p> <p>PN / N: A32365/21 NCAGE / EEPO: K0738 MANUFACTURER / FABRICANT: HUBBELL LTD</p> <p>PN / N: A32365 ITEM 21 NCAGE / EEPO: K0738 MANUFACTURER / FABRICANT: HUBBELL LTD</p> <p>Or equivalent / Ou Equivalent</p>	EA/CH	2	Formation Commander HMC Dockyard Bldg D206 Door 1 thru 13 Halifax, NS B3K 5X5 Canada	Department of National Defence Maritime Forces Atlantic Accts Payable Bldg, 5-90, Room 334 2686 Sextant Lane, Stadacona PO Box 99000 Stn Forces Halifax, NS B3K 5X5 Canada	No/Non	Q	No/Non	No/Non	No/Non	PN/N: _____ NCAGE / EEPO: _____ Manufacturer / Fabricant: _____	_____	XXXXXX
5	<p>NSN / NNO: 5330-99-7301765 Item / Article: SEAL,PLAIN ENCASED / BAGUE D'ETANCHEITE,A BOITIER</p> <p>PN / N: GAMMA RB 70 NCAGE / EEPO: U1068 MANUFACTURER / FABRICANT: TRELLEBORG SEALING SOLUTIONS (UK) L</p> <p>PN / N: GAMMA RB 70 NCAGE / EEPO: A221N MANUFACTURER / FABRICANT: VIBRACOUSTIC FORSHEDA A</p> <p>Or equivalent / Ou Equivalent</p>	EA/CH	8	FORMATION COMMANDER CFB Esquimalt Attn: Receiving Bldg 66 Colwood VICTORIA BC V9C 1B0 CANADA	DEPT. NATIONAL DEFENCE Department of National Defence Base Logistics Officer CFB Esquimalt STN Forces, P.O. Box 17000 VICTORIA, BC V9A 7N2 CANADA	No/Non	C	No/Non	No/Non	Yes/Oui	PN/N: _____ NCAGE / EEPO: _____ Manufacturer / Fabricant: _____	_____	XXXXXX

6	<p>NSN / NNO: 5330-99-7301765 Item / Article: SEAL,PLAIN ENCASED / BAGUE D'ETANCHEITE,A BOITIER</p> <p>PN / N: GAMMA RB 70 NCAGE / EEPO: U1068 MANUFACTURER / FABRICANT: TRELLEBORG SEALING SOLUTIONS (UK) L</p> <p>PN / N: GAMMA RB 70 NCAGE / EEPO: A221N MANUFACTURER / FABRICANT: VIBRACOUSTIC FORSHEDA A</p> <p>Or equivalent / Ou Equivalent</p>	EA/CH	4	<p>Formation Commander HMC Dockyard Bldg D206 Door 1 thru 13 Halifax, NS B3K 5X5 Canada</p>	<p>Department of National Defence Maritime Forces Atlantic Accts Payable Bldg. 5-90, Room 334 2686 Sextant Lane, Stadacona PO Box 99000 Stn Forces Halifax, NS B3K 5X5 Canada</p>	No/Non	C	No/Non	No/Non	Yes/Oui	<p>PN/N: _____</p> <p>NCAGE / EEPO: _____</p> <p>Manufacturer / Fabricant: _____</p>	XXXXXX
7	<p>NSN / NNO: 5331-99-7705188 Item / Article: O-RING / JOINT TORIQUE</p> <p>PN / N: 2002354470 NCAGE / EEPO: U1068 MANUFACTURER / FABRICANT: TRELLEBORG SEALING SOLUTIONS (UK) L</p> <p>PN / N: 352250016577 NCAGE / EEPO: H0203 MANUFACTURER / FABRICANT: THALES NEDERLAND B.V.</p> <p>PN / N: A1-16086/22 NCAGE / EEPO: K5206 MANUFACTURER / FABRICANT: DMI YOUNG & CUNNINGHAM LTD</p> <p>Or equivalent / Ou Equivalent</p>	EA/CH	40	<p>FORMATION COMMANDER CFB Esquimalt Attn: Receiving Bldg 66 Colwood VICTORIA BC V9C 1B0 CANADA</p>	<p>DEPT. NATIONAL DEFENCE Department of National Defence Base Logistics Officer CFB Esquimalt STN Forces, P.O. Box 17000 VICTORIA, BC V9A 7N2 CANADA</p>	No/Non	Q	No/Non	No/Non	Yes/Oui	<p>PN/N: _____</p> <p>NCAGE / EEPO: _____</p> <p>Manufacturer / Fabricant: _____</p>	XXXXXX
8	<p>NSN / NNO: 5331-99-7705188 Item / Article: O-RING / JOINT TORIQUE</p> <p>PN / N: 2002354470 NCAGE / EEPO: U1068 MANUFACTURER / FABRICANT: TRELLEBORG SEALING SOLUTIONS (UK) L</p> <p>PN / N: 352250016577 NCAGE / EEPO: H0203 MANUFACTURER / FABRICANT: THALES NEDERLAND B.V.</p> <p>PN / N: A1-16086/22 NCAGE / EEPO: K5206 MANUFACTURER / FABRICANT: DMI YOUNG & CUNNINGHAM LTD</p> <p>Or equivalent / Ou Equivalent</p>	EA/CH	10	<p>Formation Commander HMC Dockyard Bldg D206 Door 1 thru 13 Halifax, NS B3K 5X5 Canada</p>	<p>Department of National Defence Maritime Forces Atlantic Accts Payable Bldg. 5-90, Room 334 2686 Sextant Lane, Stadacona PO Box 99000 Stn Forces Halifax, NS B3K 5X5 Canada</p>	No/Non	Q	No/Non	No/Non	Yes/Oui	<p>PN/N: _____</p> <p>NCAGE / EEPO: _____</p> <p>Manufacturer / Fabricant: _____</p>	XXXXXX
9	<p>NSN / NNO: 5305-99-9751910 Item / Article: SCREW,CAP,HEXAGON HEAD / VIS, CAPUCHON, TÊTE HEXAGONALE</p> <p>PN / N: QCA/21731-481-600 NCAGE / EEPO: K6451 MANUFACTURER / FABRICANT: BAE SYSTEMS MARINE LIMITED</p> <p>PN / N: 15511611 NCAGE / EEPO: K6451 MANUFACTURER / FABRICANT: BAE SYSTEMS MARINE LIMITED</p> <p>Or equivalent / Ou Equivalent</p>	EA/CH	80	<p>FORMATION COMMANDER CFB Esquimalt Attn: Receiving Bldg 66 Colwood VICTORIA BC V9C 1B0 CANADA</p>	<p>DEPT. NATIONAL DEFENCE Department of National Defence Base Logistics Officer CFB Esquimalt STN Forces, P.O. Box 17000 VICTORIA, BC V9A 7N2 CANADA</p>	No/Non	Q	Yes/Oui	No/Non	Yes/Oui	<p>PN/N: _____</p> <p>NCAGE / EEPO: _____</p> <p>Manufacturer / Fabricant: _____</p>	XXXXXX
10	<p>NSN / NNO: 5305-99-9751910 Item / Article: SCREW,CAP,HEXAGON HEAD / VIS, CAPUCHON, TÊTE HEXAGONALE</p> <p>PN / N: QCA/21731-481-600 NCAGE / EEPO: K6451 MANUFACTURER / FABRICANT: BAE SYSTEMS MARINE LIMITED</p> <p>PN / N: 15511611 NCAGE / EEPO: K6451 MANUFACTURER / FABRICANT: BAE SYSTEMS MARINE LIMITED</p> <p>Or equivalent / Ou Equivalent</p>	EA/CH	80	<p>Formation Commander HMC Dockyard Bldg D206 Door 1 thru 13 Halifax, NS B3K 5X5 Canada</p>	<p>Department of National Defence Maritime Forces Atlantic Accts Payable Bldg. 5-90, Room 334 2686 Sextant Lane, Stadacona PO Box 99000 Stn Forces Halifax, NS B3K 5X5 Canada</p>	No/Non	Q	Yes/Oui	No/Non	Yes/Oui	<p>PN/N: _____</p> <p>NCAGE / EEPO: _____</p> <p>Manufacturer / Fabricant: _____</p>	XXXXXX

11	NSN / NNO: 2090-99-2524106 Item / Article: VALVE,BALL,ANGLE H / VANNE, BILLE, ANGLE H PN / N: MV/00025/NM/001 NCAGE / EEPO: K6451 MANUFACTURER / FABRICANT: BAE SYSTEMS MARINE LIMITED PN / N: SE 1593-Z/6 NCAGE / EEPO: K5059 MANUFACTURER / FABRICANT: FLOWSERVE FLOW CONTROL Or equivalent / Ou Equivalent	EA/CH	10	FORMATION COMMANDER CFB Esquimalt Attn: Receiving Bldg 66 Colwood VICTORIA BC V9C 1B0 CANADA	DEPT. NATIONAL DEFENCE Department of National Defence Base Logistics Officer CFB Esquimalt STN Forces, P.O. Box 17000 VICTORIA, BC V9A 7N2 CANADA	No/Non	Q	Yes/Oui	No/Non	No/Non	PN/N: _____ NCAGE / EEPO: _____ Manufacturer / Fabricant: _____	_____ _____	XXXXXX
----	--	-------	----	---	---	--------	---	---------	--------	--------	--	--------------------	--------

NOTE: To receive the Excel Format of this Annex, please contact me at Darrell.Hill@forces.gc.ca

REMARQUE: Pour recevoir le format Excel de cette annexe, veuillez communiquer avec moi à l'adresse suivante: Darrell.Hill@forces.gc.ca

ANNEX "B" - Electronic Payment Instruments

The Bidder accepts any of the following Electronic Payment Instrument(s):

- Direct Deposit (Domestic and International);
- Electronic Data Interchange (EDI);
- Wire Transfer (International Only).

Statement of Quality Requirements (SOQR)

Guidance Notes on the use of this form a) Supplier/sub-contractor may require inspections or tests in addition to those shown (A,B,C or D – see key below). b) Each item shall be positively identified with its quality records. c) Contracting Authority will provide requirement for third party release inspection of SOQR inspections and tests. d) SOQR shall be raised by the organization nominated by the Design Authority (DA) responsible for the quality assurance requirements, e.g. DA/LCMM, Design Agent, Main Contractor. e) The SOQR originator may amend the 5 year retention period to meet their requirements. f) The OCA number is structured as OCA/ contract order number, or tracking number / line item on order/ number of item. g) The OCA number is to be marked on the component or assembly IAW C-23-VIC-000/AM-001 part 3, para 27, 28, 29, and 30. h) The standards quoted on this SOQR are current to the SOQR initial date. i) Objective Quality Evidence to be supplied in English j) All process listed on process form 4506-E/F to be supplied to Canada before commencing work		NATO Stock Number 999751910	Serial Number OCA/	Contact, Order, or Tracking No. OCA/	Line Item As Per Order / 009
Description SCREW, 3/8", HEX CAP		Initial Date (DD-MM-YYYY) 11/09/2023	Previous Enquiry/ RFQ 6000611536		
LCMM DMEPM(SM) 4-5-2		Contractor Address			
LCMM Phone Number (819) 939-3156		Contractor Phone Number			

Notes		Material and Components		Welding and Brazing		Tests		Assembly / Order Item	
1.	Cure date of any rubber item shall be indicated on the Certificate of Conformity	Ref.	Material	1	Item Identification	1	Chemical	1	Material Specification
2.	Test pressure for item 38 shall be indicated in the box below (if required)			2	Mechanical	2	Welding - General / Records	2	DSTAN 02-706
3.	Surface Flaw examination to be IAW BS EN ISO 9934 (DEF STAN 02-729 Part 2), DEF STAN 02-729 Part 3, BS EN ISO 3452 (DEF STAN 02-729 Part 4), or DEF STAN 08-171 as per material specifications			3	High Voltage Ionisation	3	Welding - Procedure	3	DSTAN 02-773
4.	As provided as an attachment			4	Hydraulic and Insulation	4	Welding - Acceptance Class	4	DSTAN 02-706
5.	Ultrasonic Examination of Bar Material is to be an approved procedure written to the general requirements of DEF STAN 08-171 or DEF STAN 02-729 Part 5			5	Continuity and condition identification	5	Weld Repair Records NAB (If applic)	5	DSTAN 02-743 PT 5
6.	A heat treatment certificate is required if raw material is heat treated from supply condition or post manufacturing/plating, if null then at minimum a comment on the Certificate of Conformity is required			6	Surface Finish, Visual and Dimensional	6	Welding - Records	6	DSTAN 02-863 lss 2
	- Fasteners IAW D.STN 02-862 Part 3 clause 6.6.4; a mill certification must be supplied			7	Validation / Re-validation	7	Visual	7	DSTAN 02-706
	- NAB items IAW material specifications or if not required by the specifications then as a minimum a heat treatment certificate shall be supplied that states the heat treatment condition such as "hot worked"			8	Class of Casting	8	Brazing - Records	8	DSTAN 02-743 PT 5
7.	Zinc plated and passivated IAW DEF STAN 02-862 Part 3			9	Radiographic	9	Surface Flaw (Mag Part, Dye Pen.)	9	DSTAN 02-863 lss 2
8.	Wall thickness values are to be recorded on a wall thickness recording sheet in such a way that they are cross referenced to a grid based sketch IAW DEF STAN 02-872 Part 2, clause 3.4b			10	Ultrasonic	10	Surface Flaw (Mag Part, Dye Pen.)	10	DSTAN 02-773
				11	Material Control	11	Validation / Re-validation	11	DSTAN 02-706
				12	Heat Treatment	12	Surface Finish, Visual and Dimensional	12	DSTAN 02-743 PT 5
				13	Mechanical	13	Surface Flaw (Mag Part, Dye Pen.)	13	DSTAN 02-863 lss 2
				14	Chemical	14	Validation / Re-validation	14	DSTAN 02-773
				15	Item Identification	15	Class of Casting	15	DSTAN 02-706
				16		16	Radiographic	16	DSTAN 02-743 PT 5
				17		17	Ultrasonic	17	DSTAN 02-863 lss 2
				18		18	Material Control	18	DSTAN 02-773
				19		19	Heat Treatment	19	DSTAN 02-706
				20		20	Mechanical	20	DSTAN 02-743 PT 5
				21		21	Chemical	21	DSTAN 02-863 lss 2
				22		22	Item Identification	22	DSTAN 02-773
				23		23	Material Specification	23	DSTAN 02-706
				24		24	Material Specification	24	DSTAN 02-743 PT 5
				25		25	Material Specification	25	DSTAN 02-863 lss 2
				26		26	Material Specification	26	DSTAN 02-773
				27		27	Material Specification	27	DSTAN 02-706
				28		28	Material Specification	28	DSTAN 02-743 PT 5
				29		29	Material Specification	29	DSTAN 02-863 lss 2
				30		30	Material Specification	30	DSTAN 02-773
				31		31	Material Specification	31	DSTAN 02-706
				32		32	Material Specification	32	DSTAN 02-743 PT 5
				33		33	Material Specification	33	DSTAN 02-863 lss 2
				34		34	Material Specification	34	DSTAN 02-773
				35		35	Material Specification	35	DSTAN 02-706
				36		36	Material Specification	36	DSTAN 02-743 PT 5
				37		37	Material Specification	37	DSTAN 02-863 lss 2
				38		38	Material Specification	38	DSTAN 02-773
				39		39	Material Specification	39	DSTAN 02-706
				40		40	Material Specification	40	DSTAN 02-743 PT 5
				41		41	Material Specification	41	DSTAN 02-863 lss 2
				42		42	Material Specification	42	DSTAN 02-773
				43		43	Material Specification	43	DSTAN 02-706
				44		44	Material Specification	44	DSTAN 02-743 PT 5
				45		45	Material Specification	45	DSTAN 02-863 lss 2
				46		46	Material Specification	46	DSTAN 02-773
				47		47	Material Specification	47	DSTAN 02-706
				48		48	Material Specification	48	DSTAN 02-743 PT 5

Key to Documentation Requirements/Type of Tests		SPECIFICATION	
A.	Certification to be retained by the manufacturer for a period of 5 years and copies to be distributed in accordance with contract requirements.	1	Record on DND 2513 or Equivalent (Note 1)
B.	Certification to be retained by the manufacturer for a period of 5 years.	2	Material Specification
C.	Certification to be copied to the Records Authority for retention in the Quality Assurance Live File.	3	Material Specification
D.	Documentation to be copied to the Records Authority for retention as required.	4	Material Specification / Note 6
X.	(Written over A, B, C, or D) Re-used item. Original Certificates IAW C-23-VIC-000/AM-001	5	Note 7 or Drawing
	Miscellaneous Notes:	6	Note 7 or Drawing
		7	DSTAN 02-729 PT 5
		8	DSTAN 02-729 PT 1
		9	DSTAN 02-745 / DSTAN 02-863
		10	DSTAN 02-872 PT 2 / PT 3
		11	Note 3
		12	Drawing / If NAB: Note 8
		13	Drawing
		14	BS 1726 PT 1 / Drawing
		15	Supplier's Certificate
		16	DSTAN 08-171 Test#3 (14299#5)
		17	DSTAN 08-171 Test#6 (14299#6)
		18	DSTAN 08-171 Test#9 (14299#8)
		19	DSTAN 08-171 Test#12 (14299#10)
		20	DSTAN 02-706
		21	DSTAN 02-706
		22	DSTAN 02-773
		23	DSTAN 02-863 lss 2
		24	DSTAN 02-743 PT 5
		25	DSTAN 02-706
		26	Note 3
		27	DSTAN 02-729 PT 5
		28	DSTAN 02-729 PT 1
		29	DSTAN 02-729 PT 1
		30	Certificate of Conformity
		31	DSTAN 08-171 Test#15 (14299#11)
		32	DSTAN 08-171 Test#14 (14299#12)
		33	DSTAN 08-171 Test#18 (14299#13)
		34	DSTAN 08-171 Test#20 (14299#14)
		35	DSTAN 08-171 Test#21 (14299#15)
		36	Note 4
		37	DSTAN 02-797 PT 1 / 02-375
		38	Drawing
		39	DSTAN 02-341 PT 1 Gr.
		40	DSTAN 02-341 PT 1 Gr.
		41	
		42	
		43	
		44	See Miscellaneous Certificates
		45	See Miscellaneous Certificates
		46	See Miscellaneous Certificates
		47	See Miscellaneous Certificates
		48	See Miscellaneous Certificates

Sheet 1 / 3		Issue: Rev Date (DD-MM-YYYY) A 11/09/2023	Init. GCT	Comments: Initial Issue
Miscellaneous Notes:		Miscellaneous Certificates:		
<p style="text-align: center;">NOTICE</p> <p style="text-align: center;">The documentation has been reviewed by the technical authority and does not contain controlled goods. Disclosure notices and handling instructions originally received with the document shall continue to apply.</p>				
Test Pressure (Item 38, if required) No Test				
This form meets the requirements of C-23-VIC-000/AM-001 Revision Dated 01-11-2013 The French form is provided for information purposes only and DND does not guarantee the accuracy of the translated terminology. Some notes and descriptions are in English only because of the origins of the equipment (United Kingdom and United States).				

Énoncé des Exigences de Qualité (EDEDQ)

Notes d'Orientation sur l'Utilisation de ce Formulaire

a) Le fournisseur/sous-traitant peut exiger des inspections ou des essais en plus de ceux indiqués (A, B, C, ou D voir la clé ci-dessous).
 b) Chaque point devra être formellement jumalé à ses enregistrements de qualité.
 c) L'Autorité Contractante fournira l'obligation d'inspecter les inspections et les essais de l'EDEDQ par une tierce partie.
 d) L'EDEDQ sera initié par l'organisation responsable pour les exigences de qualité. Celle-ci sera nommée par l'Autorité de Conception (AC) soit lui-même (général par le GCVMI) ou l'Agent de Conception, ou même l'Entrepreneur Principal.
 e) Le rédacteur de l'EDEDQ peut modifier la période de conservation de 5 années pour mieux répondre à ses besoins.
 f) Le code QCA est composé de trois parties, après "QCA", séparées par " / " : contrat, commande ou numéro de suivi, le poste de dépense (selon), et l'II) quantité. Ce code doit être marqué sur le composant ou l'assemblage conformément au C-23-VJC-000/AM-001, partie 3, para. 27, 28, 29, et 30.
 g) Les normes citées sur cette EDEDQ sont à jour à la date initiale.
 h) Les Preuves Documentaires de Qualité doit être soumise en anglais.
 i) Tous les documents de processus soumis sur le formulaire de processus 4560-E/F doivent être soumis au Canada avant le début des travaux.

Numéro de Nomenclature OTAN	Numéro de Série	Contrat, Commande ou Numéro de Suivi	Poste de Dépense selon la Commande
999751910		OCA/	009 /
Description		Date Initiale (JJ-MM-AAAA)	Demande d'Information Précédente- DDQ
SCREW, 3/8", HEX CAP		11/09/2023	6000611536
GCVMI	Entrepreneur	Adresse de l'Entrepreneur	
DMEPM(SM) 4-5-2			
Numéro du Téléphone GCVMI	Numéro du Téléphone de l'Entrepreneur		
(819) 939-3156			

Notes:

- La date de vulcanisation des composants en caoutchouc doit être indiquée sur le Certificat de Conformité
- La pression d'essai de l'article 38 doit être indiquée dans la case ci-dessous (si nécessaire)
- L'examen des défauts de surface doit se conformer à BS EN ISO 9534 (DEF STAN 02-729 partie 2), DEF STAN 02-729 partie 3, BS EN ISO 3452 (DEF STAN 02-729 partie 4), ou DEF STAN 08-171 selon les spécifications du matériau
- Fourni en pièce jointe à la présente
- Vérification par ultrasons du matériau de la barre doit être une procédure approuvée et conformément aux exigences générales de DEF STAN 08-171 ou de DEF STAN 02-729, partie 5
- Un certificat de traitement à la chaleur est requis si la matière première est traitée à la chaleur comme livré ou après la fabrication/placage. Sans certificat, il faut au moins mettre un commentaire sur le Certificat de Conformité
 - Les éléments de fixation doivent se conformer à DEF STAN 02-862, partie 3, article 6.6.4 et doivent être accompagnés d'un certificat d'essai en usine
 - Les articles NAB doivent se conformer aux spécifications du matériau ou si non requis par celles-ci doivent au moins être accompagnés d'un certificat qui indique la condition du traitement à la chaleur, par exemple, « travaillé à chaud »
 - Articles zingués et passivés doivent se conformer à DEF STAN 02-862, partie 3
 - Les épaisseurs de paroi doivent être enregistrées sur une feuille appropriée de manière à pouvoir être croisées avec une esquisse basée sur une grille tout en se conformer à DEF STAN 02-872 partie 2, article 3.4b

Exigences de Documentation / Type d'Essai		Essai	
Matériel et Composants		Soudage et Brasage	
Identification de l'Article	Chimique	Charge	Charge
	Mécanique	Pression	Pression
	Traitement Thermique	Pression	Pression
	Traitement de Surface	Pression	Pression
	Contrôle des Matériaux	Pression	Pression
	Validation / Re-Validation	Pression	Pression
	Détection de Défauts en Surface (Part. Mag. Ressuage)	Pression	Pression
	Finition de Surface, Visuelle et Dimensionnelle	Pression	Pression
	Pression	Pression	Pression
	Charge	Pression	Pression
	Certificat de Conformité	Pression	Pression
	Continuité et Identification de l'État Électrique	Pression	Pression
	Isolation Électrique	Pression	Pression
	Isolation à Haute Tension	Pression	Pression
	Soudage - Généralités et Dossiers	Pression	Pression
	Soudage - Procédure	Pression	Pression
	Soudage - Catégorie d'Admission	Pression	Pression
	Soudage - Dossiers de Réparation NAB (si nécessaire)	Pression	Pression
	Brasage - Dossiers	Pression	Pression
	Inspection Visuelle	Pression	Pression
	Détection de Défauts en Surface (Part. Mag. Ressuage)	Pression	Pression
	Vérification par Ultrasons	Pression	Pression
	Radiographique	Pression	Pression
	Charge	Pression	Pression
	Certificat de Câble	Pression	Pression
	Hydraulique et Isolant	Pression	Pression
	Cycle à Haute et Basse Température	Pression	Pression
	Destruction de Câble Rompu	Pression	Pression
	Résistance au Feu	Pression	Pression
	Résistance aux Chocs	Pression	Pression
	Formulaire de Processus	Pression	Pression
	EDEDQ Original du Client	Pression	Pression
	Rendement - Fonctionnalité	Pression	Pression
	Propreté	Pression	Pression
	Contrôle Dimensionnel	Pression	Pression
	Étalonnage	Pression	Pression
	Conservation Et Emballage	Pression	Pression
	Certificat de Conformité	Pression	Pression
	Certificats Divers	Pression	Pression
	Concessions /Déviations/Exemptions	Pression	Pression
	Contrôle de Validation	Pression	Pression
	Catégorie de Documents	Pression	Pression

No de Dessin /No d'Article	Description	Matériau	Ref.
21731-481-600	SCREW, 3/8", HEX CAP	BS970 316S31	A

Clé pour Exigences de Documentation/Type d'Essai

A. Des certificats doivent être conservés par le fabricant pendant 5 ans, et des copies diffusées selon le contrat.
 B. Les certificats doivent être conservés par le fabricant pendant 5 ans.
 C. Une copie des certificats sera remise au Responsable des Enregistrements pour qu'il soit conservée dans les Fichiers de l'Assurance de la Qualité des Équipements Installés.
 D. Une copie des documents doit être remis au Responsable des Dossiers aux fins de conservation, si nécessaire.
 X. (Imprimé sur A, B, C ou D). L'article a réutilisé les certificats originaux conformément à C-23-VJC-000 / AM-001

Notes Divers:
 Certificats Divers:

Feuille	Série	Date Rév. (JJ-MM-AAAA)	Initiales	AVIS
1 / 3	A	11/09/2023	GCT	Cette documentation a été révisée par l'Autorité Technique et ne contient pas de modifications contrôlées. Les avis de modification et les instructions de maintenance reçues, originellement doivent continuer de s'appliquer.
Commentaires:				
Initial Issue				

SPÉCIFICATIONS		No Test	
1	Enregistrer sur DND 2513 ou équivalent (Note 1)	15	Certificat du fournisseur
2	Spécification matérielle	16	DSTAN 08-171 Test#3 (14299#5)
3	Spécification matérielle	17	DSTAN 08-171 Test#6 (14299#6)
4	Spécification matérielle / Voir la note 6	18	DSTAN 08-171 Test#9 (14299#8)
5		19	DSTAN 08-171 Test#12 (14299#10)
6	Voir la note 7 or Dessin	20	DSTAN 02-706
7	DSTAN 02-729 PT 5	21	DSTAN 02-706
8	DSTAN 02-729 PT 1	22	DSTAN 02-773
9	DSTAN 02-745 / DSTAN 02-863	23	DSTAN 02-863 lrs 2
10	DSTAN 02-872 PT 2 / PT 3	24	DSTAN 02-743 PT 5
11	Voir la note 3	25	DSTAN 02-706
12	Dessin / Si NAB: Voir la note 8	26	Voir la note 3
13	Dessin	27	DSTAN 02-729 PT 5
14	BS 1726 PT 1 / Dessin	28	DSTAN 02-729 PT 1
15	Certificat du fournisseur	29	
16	DSTAN 08-171 Test#3 (14299#5)	30	Certificat de conformité
17	DSTAN 08-171 Test#6 (14299#6)	31	DSTAN 08-171 Test#15 (14299#11)
18	DSTAN 08-171 Test#9 (14299#8)	32	DSTAN 08-171 Test#14 (14299#12)
19	DSTAN 08-171 Test#12 (14299#10)	33	DSTAN 08-171 Test#18 (14299#13)
20	DSTAN 02-706	34	DSTAN 08-171 Test#20 (14299#14)
21	DSTAN 02-706	35	DSTAN 08-171 Test#21 (14299#15)
22	DSTAN 02-773	36	Voir la note 4
23	DSTAN 02-863 lrs 2	37	DSTAN 02-797 PT 1 / 02-375
24	DSTAN 02-743 PT 5	38	Dessin
25	DSTAN 02-706	39	DSTAN 02-341 PT 1 Qualité
26	Voir la note 3	40	D
27	DSTAN 02-729 PT 5	41	
28	DSTAN 02-729 PT 1	42	
29		43	
30	Certificat de conformité	44	voir certificats erroné
31	DSTAN 08-171 Test#15 (14299#11)	45	voir certificats erroné
32	DSTAN 08-171 Test#14 (14299#12)	46	
33	DSTAN 08-171 Test#18 (14299#13)	47	
34	DSTAN 08-171 Test#20 (14299#14)	48	
35	DSTAN 08-171 Test#21 (14299#15)		

Le formulaire satisfait aux exigences de C-23-VJC-000/AM-001 Révision en date du 2013-11-01
 Le formulaire en français est fourni à titre d'information seulement et le MDN ne garantit pas l'exactitude de la terminologie traduite.
 Certaines notes et descriptions sont uniquement en anglais en raison des origines de l'équipement (le Royaume-Uni et les États-Unis).

1st Level Submarine Certificate of Conformity and Index of Documentation Certificat de conformité de sous-marin de 1^{er} niveau et index des documents

Unique identification number - Numéro d'identification unique QCA	PWGSC contract number: Numéro du contrat de TPSGC :
Description	PWGSC line item: Ligne d'article de TPSGC :
	NATO stock number: Numéro de nomenclature OTAN :
	Purchase order number: Numéro de commande :
Comments - Commentaires	
Raised by: Demandé par :	

Assembly details - Détails d'assemblage

Quantity - Quantité	Serial no. - N° de série	Deviations / Waivers - Déviations / Exemptions
---------------------	--------------------------	--

Component details - Détails des composantes

SOQR sheet no. N° de feuille EEQ	Let	Serial no. / Deviations / Waivers N° de série / Déviations / Exemptions	Material ID / Material spec / Batch lot no. ID du matériel / Spéc du matériel / N° de lot	X-Ray no. N° de rayons X	Cure date Date de vulcanisation	Validation date Date de validation

Certification statement - Énoncé de certification

We hereby certify that the goods and documentation as detailed on this form conform to the requirements of the purchase order or contract. Documentation will be retained by _____ and made available for audit. Nous certifions par les présentes que les produits et les documents décrits sur le présent formulaire sont conformes aux exigences du numéro de commande ou du contrat, les documents seront conservés par _____ et seront disponibles à des fins de vérification.			
Date	Name (printed) - Nom (lettres moulées)	Title - Titre	Signature

Comments/Instructions

Unique identification number: A number unique to the assembly or part referenced on the SOQR requisition number. This number shall be preceded by the letter QCA and must include the line number of the item on the SOQR. This unique identification number shall be etched on the materiel IAW C-23-VIC-000/AM-00.

QCA: Quality Control Assured. Acronym used to precede unique number for all 1st level parts

Description: Proper item name IAW CGCS

PWGSC contract number: Contract Number

PWGSC line item: Line number of item from the PWGSC contract

NATO stock number: Self explanatory

Purchase order number: Self explanatory

Comments: Any and all comments/concerns regarding item being provided under this certificate

Raised by: Who raised the comments and under what authority

Quantity: Quantity of items manufactured under this specific number. See "Batch Identification" in C-23-VIC-000/AM-001

Serial no.: Any serial number associated with this assembly

Deviations / Waivers: Any and all deviations or waivers associated with the manufacture of this item

SOQR sheet no.: Multiple SOQR sheets may sometimes be necessary

Let: Letter of line associated with SOQR sheet

Serial no. / Deviations / Waivers: Component specific serial numbers or deviations/waivers

Material ID: Numbers associated to the raw manufactured materiel or stock

Material Spec: Specification number used in the manufacture of this materiel

Batch lot no.: Number assigned to specific batches of materiel

X-Ray no.: Component specific x-ray numbers to include with x-rays taken for NAB castings or similar

Cure date: The date that rubber components were cured

Validation date: Completion date of all NAB casting certifications

Certification statement: To be certified and stamped by approved QA/QC cell

Commentaires /Instructions

Numéro d'identification unique : Un numéro unique pour l'assemblage ou la pièce ou cité en référence sur l'EEQ. Ce numéro doit être gravé sur l'équipement/matériel conformément à C-23-VIC-000/AM-001 cité en référence sur l'EEQ.

CQA : Contrôle de la qualité assure. Acronyme employé qui précède un nombre unique pour toutes les pièces de 1er niveau

Description : Appellation de l'article conformément au SCGC

Numéro du contrat de TPSGC: Numéro du contrat

Ligne d'article de TPSGC : Numéro de l'article provenant du contrat

Numéro de nomenclature OTAN : Explicite

Numéro de commande : Explicite

Commentaires : Tout commentaire concernant l'article fourni conformément au présent certificat.

Demandé par : Qui a soulevé les commentaires et sous quelle autorité.

Quantité : Quantité d'articles fabriqués sous ce numéro spécifique. Voir "Identification du lot" dans le C-23-VIC-000/AM-001

N° de série : Tout numéro de série associé avec cet assemblage

Déviations / Exemptions : Toute déviation ou exemption associée à la fabrication de cet article

N° de feuille EEQ : Plusieurs feuilles EEQ sont parfois nécessaires

Let : Lettre de ligne associée avec la feuille EEQ

N° de série / Déviations / Exemptions : Numéros de séries spécifiques des composantes ou des déviations / exemptions

ID du matériel : Numéros associés aux matières premières manufacturées ou aux stocks

Spéc. du matériel : Numéros des spécifications utilisées dans la fabrication de ce matériel

N° de lot : Numéros assignés à des lots spécifiques de matériel

N° de rayons X : Composantes de numéros de rayons X spécifiques et incluant les rayons X provenant des coulages NAB ou similaires

Date de vulcanisation : Date à laquelle les composants en caoutchouc ont été vulcanisés

Date de validation : Date d'achèvement de toutes les certifications des coulages NAB

Énoncé de certification : Le fait d'être certifié et estampillé par une cellule AQ/CQ approuvée



National
Defence

Défense
nationale

Processing Procedures Record

Completed form to be returned with Quote or Strip & Survey report, any first level processes which are used with the referenced order are to be listed

Company: _____ Order number: _____

Contact name: _____ Telephone number: _____

DMEPM(SM) Date reviewed by DND (YYYY-MM-DD)	Submitted process document		Issue / Rev. of publication	Parent specification document	
	Identification	Process owner		Specification	Method



Statement of Quality Requirements (SOQR)

Guidance Notes on the use of this form a) Supplier/sub-contractor may require inspections or tests in addition to those shown (A,B,C or D – see key below). b) Each item shall be positively identified with its quality records. c) Contracting Authority will provide requirement for third party release inspection of SOQR inspections and tests. d) SOQR shall be raised by the organization nominated by the Design Authority (DA) responsible for the quality assurance requirements, e.g. DA/LCMM, Design Agent, Main Contractor. e) The SOQR originator may amend the 5 year retention period to meet their requirements. f) The OCA number is structured as OCA/ contract order number, or tracking number / line item on order/ number of item. g) The OCA number is to be marked on the component or assembly IAW C-23-VIC-000/AM-001 part 3, para 27, 28, 29, and 30. h) The standards quoted on this SOQR are current to the SOQR initial date. i) Objective Quality Evidence to be supplied in English j) All process listed on process form 4506-E/F to be supplied to Canada before commencing work		NATO Stock Number 999751910	Serial Number OCA/	Contact, Order, or Tracking No. OCA/	Line Item As Per Order / 010
Description SCREW, 3/8", HEX CAP		Initial Date (DD-MM-YYYY) 11/09/2023	Previous Enquiry/ RFQ 6000611536		
LCMM DMEPM(SM) 4-5-2		Contractor Address			
LCMM Phone Number (819) 939-3156		Contractor Phone Number			

Documentation Requirements / Type of Test		Material and Components	Welding and Brazing	Tests	Assembly / Order Item
1	Item Identification	Chemical	Welding - General / Records	Shock Test	Process Form
2	Material	Mechanical	Welding - Acceptance Class	Fire	Customer's QASOR (or SOQR)
3	Description	Heat Treatment	Welding - Procedure	Open Cable Destruction	Pressure
4	Material	Material Control	Welding - Records	High and Low Temp Cycling	Performance / Functional
5	Description	Surface Treatment	Weld Repair Records NAB (If applic)	Hydraulic and Insulation	Calibration
6	Material	Surface Finish, Visual and Dimensional	Welding - Acceptance Class	Cable Certificate	Cleanliness
7	Description	Validation / Re-validation	Welding - Procedure	Load	Dimensional
8	Material	Class of Casting	Welding - General / Records	Load	Dimensional
9	Description	Class of Casting	High Voltage Ionisation	Load	Dimensional
10	Material	Class of Casting	Hydraulic and Insulation	Load	Dimensional
11	Description	Class of Casting	Insulation Resistance	Load	Dimensional
12	Material	Class of Casting	Continuity and condition identification	Load	Dimensional
13	Description	Class of Casting	Certificate of Conformity	Load	Dimensional
14	Material	Class of Casting	Certificate of Conformity	Load	Dimensional
15	Description	Class of Casting	Certificate of Conformity	Load	Dimensional
16	Material	Class of Casting	Certificate of Conformity	Load	Dimensional
17	Description	Class of Casting	Certificate of Conformity	Load	Dimensional
18	Material	Class of Casting	Certificate of Conformity	Load	Dimensional
19	Description	Class of Casting	Certificate of Conformity	Load	Dimensional
20	Material	Class of Casting	Certificate of Conformity	Load	Dimensional
21	Description	Class of Casting	Certificate of Conformity	Load	Dimensional
22	Material	Class of Casting	Certificate of Conformity	Load	Dimensional
23	Description	Class of Casting	Certificate of Conformity	Load	Dimensional
24	Material	Class of Casting	Certificate of Conformity	Load	Dimensional
25	Description	Class of Casting	Certificate of Conformity	Load	Dimensional
26	Material	Class of Casting	Certificate of Conformity	Load	Dimensional
27	Description	Class of Casting	Certificate of Conformity	Load	Dimensional
28	Material	Class of Casting	Certificate of Conformity	Load	Dimensional
29	Description	Class of Casting	Certificate of Conformity	Load	Dimensional
30	Material	Class of Casting	Certificate of Conformity	Load	Dimensional
31	Description	Class of Casting	Certificate of Conformity	Load	Dimensional
32	Material	Class of Casting	Certificate of Conformity	Load	Dimensional
33	Description	Class of Casting	Certificate of Conformity	Load	Dimensional
34	Material	Class of Casting	Certificate of Conformity	Load	Dimensional
35	Description	Class of Casting	Certificate of Conformity	Load	Dimensional
36	Material	Class of Casting	Certificate of Conformity	Load	Dimensional
37	Description	Class of Casting	Certificate of Conformity	Load	Dimensional
38	Material	Class of Casting	Certificate of Conformity	Load	Dimensional
39	Description	Class of Casting	Certificate of Conformity	Load	Dimensional
40	Material	Class of Casting	Certificate of Conformity	Load	Dimensional
41	Description	Class of Casting	Certificate of Conformity	Load	Dimensional
42	Material	Class of Casting	Certificate of Conformity	Load	Dimensional
43	Description	Class of Casting	Certificate of Conformity	Load	Dimensional
44	Material	Class of Casting	Certificate of Conformity	Load	Dimensional
45	Description	Class of Casting	Certificate of Conformity	Load	Dimensional
46	Material	Class of Casting	Certificate of Conformity	Load	Dimensional
47	Description	Class of Casting	Certificate of Conformity	Load	Dimensional
48	Material	Class of Casting	Certificate of Conformity	Load	Dimensional


Key to Documentation Requirements/Type of Tests		SPECIFICATION	
1	Record on DND 2513 or Equivalent (Note 1)	1	Material Specification
2	Material Specification	2	Material Specification
3	Material Specification	3	Material Specification / Note 6
4	Material Specification / Note 6	4	Note 7 or Drawing
5	Note 7 or Drawing	5	Drawing
6	Drawing	6	Drawing / If NAB: Note 8
7	Drawing / If NAB: Note 8	7	Drawing
8	Drawing	8	Drawing
9	Drawing	9	Drawing
10	Drawing	10	Drawing
11	Drawing	11	Drawing
12	Drawing	12	Drawing
13	Drawing	13	Drawing
14	Drawing	14	Drawing
15	Drawing	15	Drawing
16	Drawing	16	Drawing
17	Drawing	17	Drawing
18	Drawing	18	Drawing
19	Drawing	19	Drawing
20	Drawing	20	Drawing
21	Drawing	21	Drawing
22	Drawing	22	Drawing
23	Drawing	23	Drawing
24	Drawing	24	Drawing
25	Drawing	25	Drawing
26	Drawing	26	Drawing
27	Drawing	27	Drawing
28	Drawing	28	Drawing
29	Drawing	29	Drawing
30	Drawing	30	Drawing
31	Drawing	31	Drawing
32	Drawing	32	Drawing
33	Drawing	33	Drawing
34	Drawing	34	Drawing
35	Drawing	35	Drawing
36	Drawing	36	Drawing
37	Drawing	37	Drawing
38	Drawing	38	Drawing
39	Drawing	39	Drawing
40	Drawing	40	Drawing
41	Drawing	41	Drawing
42	Drawing	42	Drawing
43	Drawing	43	Drawing
44	Drawing	44	Drawing
45	Drawing	45	Drawing
46	Drawing	46	Drawing
47	Drawing	47	Drawing
48	Drawing	48	Drawing

Drawing no. / Part no. 21731-481-600		Material SCREW, 3/8", HEX CAP		Ref. A	
Description SCREW, 3/8", HEX CAP		Material BS970 316S31		Ref. A	
Miscellaneous Notes: Miscellaneous Certificates:		NOTICE The documentation has been reviewed by the technical authority and does not contain controlled goods. Disclosure notices and handling instructions originally received with the document shall continue to apply.		Test Pressure (Item 38, if required) No Test	
Sheet 2 / 3		Issue: Rev Date (DD-MM-YYYY) Init. A 11/09/2023		Test Pressure (Item 38, if required) No Test	
Comments: Initial Issue		GCT 11/09/2023		Test Pressure (Item 38, if required) No Test	

Énoncé des Exigences de Qualité (EDEDQ)

Notes d'Orientation sur l'Utilisation de ce Formulaire a) Le fournisseur/sous-traitant peut exiger des inspections ou des essais en plus de ceux indiqués (A, B, C, ou D voir la c.b. ci-dessous). b) Chaque point devra être formellement jumelé à ses enregistrements de qualité. c) L'ÉDEDQ sera initié par l'organisation responsable pour les exigences de qualité. Celle-ci sera nommée par l'Autorité de Conception (AC) soit lui-même (général par le GCVM) ou l'Agent de Conception, ou même l'Entrepreneur Principal. d) Le rédacteur de l'EDEDQ peut modifier la période de conservation de 5 années pour mieux répondre à ses besoins. e) Le code QCA est composé de trois parties, après "QCA", séparées par " / " : contrat, commande ou numéro de suivi, le poste de dépense (selon), et (ii) quantité. Ce code doit être marqué sur le composant ou l'assemblage conformément au C-23-VJC-000/AM-001, partie 3, para. 27, 28, 29 et 30. f) Les normes citées sur cette EDEDQ sont à jour à la date initiale. g) Les Preuves Documentaires de Qualité doivent être soumises en anglais. h) Tous les documents de processus soumis sur le formulaire de processus 4560-E/F doivent être soumis au Canada avant le début des travaux.		Numéro de Nomenclature OTAN 999751910	Numéro de Série / 010	Contrat, Commande ou Numéro de Suivi Poste de Dépense selon la Commande OCA/
Notes: 1. La date de vulcanisation des composants en caoutchouc doit être indiquée sur le Certificat de Conformité 2. La pression d'essai de l'article 38 doit être indiquée dans la case ci-dessous (si nécessaire) 3. L'examen des défauts de surface doit se conformer à BS EN ISO 9534 (DEF STAN 02-729 partie 2), DEF STAN 02-729 partie 3, BS EN ISO 3452 (DEF STAN 02-729 partie 4), ou DEF STAN 08-171 selon les spécifications du matériau 4. Fourni en pièce jointe à la présente 5. Vérification par ultrasons du matériau de la barre doit être une procédure approuvée et conformément aux exigences générales de DEF STAN 08-171 ou de DEF STAN 02-729, partie 5 6. Un certificat de traitement à la chaleur est requis si la matière première est traitée à la chaleur comme livré ou après la fabrication/placage. Sans certificat, il faut au moins mettre un commentaire sur le Certificat de Conformité -Les éléments de fixation doivent se conformer à DEF STAN 02-862, partie 3, article 6.6.4 et doivent être accompagnés d'un certificat d'essai en usine -Les articles NAB doivent se conformer aux spécifications du matériau ou si non requis par celles-ci doivent au moins être accompagnés d'un certificat qui indique la condition du traitement à la chaleur, par exemple, « travaille à chaud » 7. Articles zingués et passivés doivent se conformer à DEF STAN 02-862, partie 3 8. Les épaisseurs de paroi doivent être enregistrées sur une feuille appropriée de manière à pouvoir être croisées avec une esquisse basée sur une grille tout en se conformer à DEF STAN 02-872 partie 2, article 3.4b		Description SCREW, 3/8", HEX CAP GCMV DMEPM(SM) 4-5-2	Demande d'information Précédente- DDQ 6000611536	Date Initiale (JJ-MM-AAAA) 11/09/2023
Numéro du Téléphone GCMV (819) 939-3156		Entrepreneur Numéro du Téléphone de l'Entrepreneur	Adresse de l'Entrepreneur	

Exigences de Documentation / Type d'Essai		Soudage et Brasage		Essai		Assemblage / Article commandé	
Matériel et Composants		Soudage et Brasage		Essai		Assemblage / Article commandé	
1	Identification de l'Article	1	Chimique	1	Identification de l'Article	1	Chimique
2	Traitement Thermique	2	Mécanique	2	Charge	2	Pression
3	Mécanique	3	4	3	Radiographique	3	Pression
4	Traitement Thermique	4	5	4	Hydraulique et Isolation	4	Pression
5	Contrôle des Matériaux	5	6	5	Isolation Électrique	5	Pression
6	Traitement de Surface	6	7	6	Isolation à Haute Tension	6	Pression
7	Contrôle des Matériaux	7	8	7	Hydraulique et Isolation	7	Pression
8	Verification par Ultrasons	8	9	8	Continuité et Identification de l'État Électrique	8	Pression
9	Radiographique	9	10	9	Certificat de Conformité	9	Pression
10	Classe de Moulage	10	11	10	Certificat de Conformité	10	Pression
11	Validation / Re-Validation	11	12	11	Continuité et Identification de l'État Électrique	11	Pression
12	Détection de Défauts en Surface (Part. Mag. Ressuage)	12	13	12	Isolation à Haute Tension	12	Pression
13	Finition de Surface, Visuelle et Dimensionnelle	13	14	13	Hydraulique et Isolation	13	Pression
14	Pression	14	15	14	Isolation Électrique	14	Pression
15	Charge	15	16	15	Isolation à Haute Tension	15	Pression
16	Pression	16	17	16	Hydraulique et Isolation	16	Pression
17	Pression	17	18	17	Continuité et Identification de l'État Électrique	17	Pression
18	Pression	18	19	18	Certificat de Conformité	18	Pression
19	Pression	19	20	19	Certificat de Conformité	19	Pression
20	Pression	20	21	20	Continuité et Identification de l'État Électrique	20	Pression
21	Pression	21	22	21	Isolation à Haute Tension	21	Pression
22	Pression	22	23	22	Hydraulique et Isolation	22	Pression
23	Pression	23	24	23	Continuité et Identification de l'État Électrique	23	Pression
24	Pression	24	25	24	Certificat de Conformité	24	Pression
25	Pression	25	26	25	Certificat de Conformité	25	Pression
26	Pression	26	27	26	Continuité et Identification de l'État Électrique	26	Pression
27	Pression	27	28	27	Certificat de Conformité	27	Pression
28	Pression	28	29	28	Continuité et Identification de l'État Électrique	28	Pression
29	Pression	29	30	29	Certificat de Conformité	29	Pression
30	Pression	30	31	30	Continuité et Identification de l'État Électrique	30	Pression
31	Pression	31	32	31	Certificat de Conformité	31	Pression
32	Pression	32	33	32	Continuité et Identification de l'État Électrique	32	Pression
33	Pression	33	34	33	Certificat de Conformité	33	Pression
34	Pression	34	35	34	Continuité et Identification de l'État Électrique	34	Pression
35	Pression	35	36	35	Certificat de Conformité	35	Pression
36	Pression	36	37	36	Continuité et Identification de l'État Électrique	36	Pression
37	Pression	37	38	37	Certificat de Conformité	37	Pression
38	Pression	38	39	38	Continuité et Identification de l'État Électrique	38	Pression
39	Pression	39	40	39	Certificat de Conformité	39	Pression
40	Pression	40	41	40	Continuité et Identification de l'État Électrique	40	Pression
41	Pression	41	42	41	Certificat de Conformité	41	Pression
42	Pression	42	43	42	Continuité et Identification de l'État Électrique	42	Pression
43	Pression	43	44	43	Certificat de Conformité	43	Pression
44	Pression	44	45	44	Continuité et Identification de l'État Électrique	44	Pression
45	Pression	45	46	45	Certificat de Conformité	45	Pression
46	Pression	46	47	46	Continuité et Identification de l'État Électrique	46	Pression
47	Pression	47	48	47	Certificat de Conformité	47	Pression
48	Pression	48	49	48	Continuité et Identification de l'État Électrique	48	Pression
49	Pression	49	50	49	Certificat de Conformité	49	Pression
50	Pression	50	51	50	Continuité et Identification de l'État Électrique	50	Pression
51	Pression	51	52	51	Certificat de Conformité	51	Pression
52	Pression	52	53	52	Continuité et Identification de l'État Électrique	52	Pression
53	Pression	53	54	53	Certificat de Conformité	53	Pression
54	Pression	54	55	54	Continuité et Identification de l'État Électrique	54	Pression
55	Pression	55	56	55	Certificat de Conformité	55	Pression
56	Pression	56	57	56	Continuité et Identification de l'État Électrique	56	Pression
57	Pression	57	58	57	Certificat de Conformité	57	Pression
58	Pression	58	59	58	Continuité et Identification de l'État Électrique	58	Pression
59	Pression	59	60	59	Certificat de Conformité	59	Pression
60	Pression	60	61	60	Continuité et Identification de l'État Électrique	60	Pression
61	Pression	61	62	61	Certificat de Conformité	61	Pression
62	Pression	62	63	62	Continuité et Identification de l'État Électrique	62	Pression
63	Pression	63	64	63	Certificat de Conformité	63	Pression
64	Pression	64	65	64	Continuité et Identification de l'État Électrique	64	Pression
65	Pression	65	66	65	Certificat de Conformité	65	Pression
66	Pression	66	67	66	Continuité et Identification de l'État Électrique	66	Pression
67	Pression	67	68	67	Certificat de Conformité	67	Pression
68	Pression	68	69	68	Continuité et Identification de l'État Électrique	68	Pression
69	Pression	69	70	69	Certificat de Conformité	69	Pression
70	Pression	70	71	70	Continuité et Identification de l'État Électrique	70	Pression
71	Pression	71	72	71	Certificat de Conformité	71	Pression
72	Pression	72	73	72	Continuité et Identification de l'État Électrique	72	Pression
73	Pression	73	74	73	Certificat de Conformité	73	Pression
74	Pression	74	75	74	Continuité et Identification de l'État Électrique	74	Pression
75	Pression	75	76	75	Certificat de Conformité	75	Pression
76	Pression	76	77	76	Continuité et Identification de l'État Électrique	76	Pression
77	Pression	77	78	77	Certificat de Conformité	77	Pression
78	Pression	78	79	78	Continuité et Identification de l'État Électrique	78	Pression
79	Pression	79	80	79	Certificat de Conformité	79	Pression
80	Pression	80	81	80	Continuité et Identification de l'État Électrique	80	Pression
81	Pression	81	82	81	Certificat de Conformité	81	Pression
82	Pression	82	83	82	Continuité et Identification de l'État Électrique	82	Pression
83	Pression	83	84	83	Certificat de Conformité	83	Pression
84	Pression	84	85	84	Continuité et Identification de l'État Électrique	84	Pression
85	Pression	85	86	85	Certificat de Conformité	85	Pression
86	Pression	86	87	86	Continuité et Identification de l'État Électrique	86	Pression
87	Pression	87	88	87	Certificat de Conformité	87	Pression
88	Pression	88	89	88	Continuité et Identification de l'État Électrique	88	Pression
89	Pression	89	90	89	Certificat de Conformité	89	Pression
90	Pression	90	91	90	Continuité et Identification de l'État Électrique	90	Pression
91	Pression	91	92	91	Certificat de Conformité	91	Pression
92	Pression	92	93	92	Continuité et Identification de l'État Électrique	92	Pression
93	Pression	93	94	93	Certificat de Conformité	93	Pression
94	Pression	94	95	94	Continuité et Identification de l'État Électrique	94	Pression
95	Pression	95	96	95	Certificat de Conformité	95	Pression
96	Pression	96	97	96	Continuité et Identification de l'État Électrique	96	Pression
97	Pression	97	98	97	Certificat de Conformité	97	Pression
98	Pression	98	99	98	Continuité et Identification de l'État Électrique	98	Pression
99	Pression	99	100	99	Certificat de Conformité	99	Pression
100	Pression	100	101	100	Continuité et Identification de l'État Électrique	100	Pression

SPÉCIFICATIONS		AVIS	
1	Enregistrer sur DND 2513 ou équivalent (Note 1)	 Cette documentation a été revue par l'Autorité Technique et ne contient pas de modifications contrôlées. Les avis de modification et les instructions de maintenance reçues, originellement doivent continuer de s'appliquer.	Initialises GCT
2	Spécification matérielle		
3	Spécification matérielle		
4	Spécification matérielle / Voir la note 6		
5			
6	Voir la note 7 or Dessin		
7	DSTAN 02-729 PT 5		
8	DSTAN 02-729 PT 1		
9	DSTAN 02-745 / DSTAN 02-863		
10	DSTAN 02-872 PT 2 / PT 3		
11	Voir la note 3	Initialises GCT	
12	Dessin / Si NAB: Voir la note 8		
13	Dessin		
14	BS 1726 PT 1 / Dessin		
15	Certificat du fournisseur		
16	DSTAN 08-171 Test#3 (14299#5)		
17	DSTAN 08-171 Test#6 (14299#6)		
18	DSTAN 08-171 Test#9 (14299#8)		
19	DSTAN 08-171 Test#12 (14299#10)		
20	DSTAN 02-706		
21	DSTAN 02-706	Initialises GCT	
22	DSTAN 02-773		
23	DSTAN 02-863 lvs 2		
24	DSTAN 02-743 PT 5		
25	DSTAN 02-706		
26	Voir la note 3		
27	DSTAN 02-729 PT 5		
28	DSTAN 02-729 PT 1		
29	DSTAN 02-729 PT 1		
30	Certificat de conformité		
31	DSTAN 08-171 Test#15 (14299#11)	Initialises GCT	
32	DSTAN 08-171 Test#14 (14299#12)		
33	DSTAN 08-171 Test#18 (14299#13)		
34	DSTAN 08-171 Test#20 (14299#14)		
35	DSTAN 08-171 Test#21 (14299#15)		
36	Voir la note 4		
37	DSTAN 02-797 PT 1 / 02-375		
38	Dessin		
39	DSTAN 02-341 PT 1 Qualité		
40	D		
41		Initialises GCT	
42			
43			
44	voir certificats erroné		
45	voir certificats erroné		
46	voir certificats erroné		
47			
48			
49			
50			

1st Level Submarine Certificate of Conformity and Index of Documentation Certificat de conformité de sous-marin de 1^{er} niveau et index des documents

Unique identification number - Numéro d'identification unique QCA	PWGSC contract number: Numéro du contrat de TPSGC :
Description	PWGSC line item: Ligne d'article de TPSGC :
	NATO stock number: Numéro de nomenclature OTAN :
	Purchase order number: Numéro de commande :
Comments - Commentaires	
Raised by: Demandé par :	

Assembly details - Détails d'assemblage

Quantity - Quantité	Serial no. - N° de série	Deviations / Waivers - Déviations / Exemptions
---------------------	--------------------------	--

Component details - Détails des composantes

SOQR sheet no. N° de feuille EEQ	Let	Serial no. / Deviations / Waivers N° de série / Déviations / Exemptions	Material ID / Material spec / Batch lot no. ID du matériel / Spéc du matériel / N° de lot	X-Ray no. N° de rayons X	Cure date Date de vulcanisation	Validation date Date de validation

Certification statement - Énoncé de certification

We hereby certify that the goods and documentation as detailed on this form conform to the requirements of the purchase order or contract. Documentation will be retained by _____ and made available for audit.
 Nous certifions par les présentes que les produits et les documents décrits sur le présent formulaire sont conformes aux exigences du numéro de commande ou du contrat, les documents seront conservés par _____ et seront disponibles à des fins de vérification.

Date	Name (printed) - Nom (lettres moulées)	Title - Titre	Signature
------	--	---------------	-----------



Comments/Instructions

Unique identification number: A number unique to the assembly or part referenced on the SOQR requisition number. This number shall be preceded by the letter QCA and must include the line number of the item on the SOQR. This unique identification number shall be etched on the materiel IAW C-23-VIC-000/AM-00.

QCA: Quality Control Assured. Acronym used to precede unique number for all 1st level parts

Description: Proper item name IAW CGCS

PWGSC contract number: Contract Number

PWGSC line item: Line number of item from the PWGSC contract

NATO stock number: Self explanatory

Purchase order number: Self explanatory

Comments: Any and all comments/concerns regarding item being provided under this certificate

Raised by: Who raised the comments and under what authority

Quantity: Quantity of items manufactured under this specific number. See "Batch Identification" in C-23-VIC-000/AM-001

Serial no.: Any serial number associated with this assembly

Deviations / Waivers: Any and all deviations or waivers associated with the manufacture of this item

SOQR sheet no.: Multiple SOQR sheets may sometimes be necessary

Let: Letter of line associated with SOQR sheet

Serial no. / Deviations / Waivers: Component specific serial numbers or deviations/waivers

Material ID: Numbers associated to the raw manufactured materiel or stock

Material Spec: Specification number used in the manufacture of this materiel

Batch lot no.: Number assigned to specific batches of materiel

X-Ray no.: Component specific x-ray numbers to include with x-rays taken for NAB castings or similar

Cure date: The date that rubber components were cured

Validation date: Completion date of all NAB casting certifications

Certification statement: To be certified and stamped by approved QA/QC cell

Commentaires /Instructions

Numéro d'identification unique : Un numéro unique pour l'assemblage ou la pièce ou cité en référence sur l'EEQ. Ce numéro doit être gravé sur l'équipement/matériel conformément à C-23-VIC-000/AM-001 cité en référence sur l'EEQ.

CQA : Contrôle de la qualité assure. Acronyme employé qui précède un nombre unique pour toutes les pièces de 1er niveau

Description : Appellation de l'article conformément au SCGC

Numéro du contrat de TPSGC: Numéro du contrat

Ligne d'article de TPSGC : Numéro de l'article provenant du contrat

Numéro de nomenclature OTAN : Explicite

Numéro de commande : Explicite

Commentaires : Tout commentaire concernant l'article fourni conformément au présent certificat.

Demandé par : Qui a soulevé les commentaires et sous quelle autorité.

Quantité : Quantité d'articles fabriqués sous ce numéro spécifique. Voir "Identification du lot" dans le C-23-VIC-000/AM-001

N° de série : Tout numéro de série associé avec cet assemblage

Déviations / Exemptions : Toute déviation ou exemption associée à la fabrication de cet article

N° de feuille EEQ : Plusieurs feuilles EEQ sont parfois nécessaires

Let : Lettre de ligne associée avec la feuille EEQ

N° de série / Déviations / Exemptions : Numéros de séries spécifiques des composantes ou des déviations / exemptions

ID du matériel : Numéros associés aux matières premières manufacturées ou aux stocks

Spéc. du matériel : Numéros des spécifications utilisées dans la fabrication de ce matériel

N° de lot : Numéros assignés à des lots spécifiques de matériel

N° de rayons X : Composantes de numéros de rayons X spécifiques et incluant les rayons X provenant des coulages NAB ou similaires

Date de vulcanisation : Date à laquelle les composants en caoutchouc ont été vulcanisés

Date de validation : Date d'achèvement de toutes les certifications des coulages NAB

Énoncé de certification : Le fait d'être certifié et estampillé par une cellule AQ/CQ approuvée



Processing Procedures Record

Completed form to be returned with Quote or Strip & Survey report, any first level processes which are used with the referenced order are to be listed

Company: _____

Order number: _____

Contact name: _____

Telephone number: _____

DMEPM(SM) Date reviewed by DND (YYYY-MM-DD)	Submitted process document		Parent specification document		
	Identification	Process owner	Issue / Rev. of publication	Specification	Method



Défense nationale National Defence

Enregistrement des Procédures de Traitement

Formulaire rempli à renvoyer avec le rapport de devis ou de démontage et d'évaluation, tous les processus de premier niveau utilisés avec la commande référencée doivent être listés

Entreprise : _____ Numéro de commande : _____

Nom du contact : _____ Numéro de téléphone : _____

DGestPEM(SM) Date de revue par MIND (aaaa-mm-jj)	Document de traitement soumis			Document de spécification parent	
	Identification	Propriétaire du processus	Numéro de révision de la publication	Spécification	Méthode



Formulaire de traitement - Publication 1.2

Statement of Quality Requirements (SOQR)

NATO Stock Number 992524106		Serial Number		Line Item As Per Order / 011	
Description BALL VALVE, ANGLE HULL		Contractor DMEPM(SM) 4-5-2		Previous Enquiry/ RFQ 6000611536	
Contractor (819) 939-3156		Contractor Phone Number		Contractor Address	
Contractor (819) 939-3156		Contractor Phone Number		Contractor Address	

Documentation Requirements / Type of Test		Material and Components		Welding and Brazing		Tests		Assembly / Order Item	
1	Material Specification	1	Material Specification	1	Welding - General / Records	20	Welding - Procedure	21	DSTAN 02-706
2	Material Specification	2	Material Specification	21	Welding - Acceptance Class	22	Welding - Procedure	22	DSTAN 02-773
3	Material Specification	3	Material Specification	23	Weld Repair Records NAB (If applic)	23	Welding - Procedure	23	DSTAN 02-743 PT 5
4	Material Specification / Note 6	4	Material Specification / Note 6	24	Brazing - Records	24	Brazing - Records	24	DSTAN 02-743 PT 5
5	Note 7 or Drawing	5	Note 7 or Drawing	25	Visual	25	Visual	25	DSTAN 02-706
6	Note 7 or Drawing	6	Note 7 or Drawing	26	Surface Flaw (Mag Part, Dye Pen.)	26	Surface Flaw (Mag Part, Dye Pen.)	26	DSTAN 02-729 PT 5
7	DSTAN 02-729 PT 5	7	DSTAN 02-729 PT 5	27	Ultrasonic	27	Ultrasonic	27	DSTAN 02-729 PT 5
8	DSTAN 02-729 PT 1	8	DSTAN 02-729 PT 1	28	Radiographic	28	Radiographic	28	DSTAN 02-729 PT 1
9	DSTAN 02-745 / DSTAN 02-863	9	DSTAN 02-745 / DSTAN 02-863	29	Load	29	Load	29	DSTAN 02-341 PT 1 Gr.
10	DSTAN 02-872 PT 2 / PT 3	10	DSTAN 02-872 PT 2 / PT 3	30	Cable Certificate	30	Cable Certificate	30	DSTAN 02-797 PT 1 / 02-375
11	Note 3	11	Note 3	31	High and Low Temp Cycling	31	High and Low Temp Cycling	31	DSTAN 08-171 Test#14 (14299#12)
12	Drawing / If NAB: Note 8	12	Drawing / If NAB: Note 8	32	Hydraulic and Insulation	32	Hydraulic and Insulation	32	DSTAN 08-171 Test#15 (14299#11)
13	Drawing	13	Drawing	33	Open Cable Destruction	33	Open Cable Destruction	33	DSTAN 08-171 Test#20 (14299#14)
14	Drawing	14	Drawing	34	Fire	34	Fire	34	DSTAN 08-171 Test#21 (14299#15)
15	Supplier's Certificate	15	Supplier's Certificate	35	Shock Test	35	Shock Test	35	DSTAN 08-171 Test#18 (14299#13)
16	DSTAN 08-171 Test#3 (14299#5)	16	DSTAN 08-171 Test#3 (14299#5)	36	Process Form	36	Process Form	36	Note 4
17	DSTAN 08-171 Test#6 (14299#6)	17	DSTAN 08-171 Test#6 (14299#6)	37	Customer's QASOR (or SOQR)	37	Customer's QASOR (or SOQR)	37	DSTAN 02-797 PT 1 / 02-375
18	DSTAN 08-171 Test#9 (14299#8)	18	DSTAN 08-171 Test#9 (14299#8)	38	Pressure	38	Pressure	38	Drawing
19	DSTAN 08-171 Test#12 (14299#10)	19	DSTAN 08-171 Test#12 (14299#10)	39	Performance / Functional	39	Performance / Functional	39	DSTAN 02-341 PT 1 Gr.
20	DSTAN 08-171 Test#14 (14299#12)	20	DSTAN 08-171 Test#14 (14299#12)	40	Cleanliness	40	Cleanliness	40	DSTAN 02-341 PT 1 Gr.
21	DSTAN 08-171 Test#15 (14299#11)	21	DSTAN 08-171 Test#15 (14299#11)	41	Calibration	41	Calibration	41	DSTAN 02-341 PT 1 Gr.
22	DSTAN 08-171 Test#18 (14299#13)	22	DSTAN 08-171 Test#18 (14299#13)	42	Dimensional	42	Dimensional	42	DSTAN 02-341 PT 1 Gr.
23	DSTAN 08-171 Test#20 (14299#14)	23	DSTAN 08-171 Test#20 (14299#14)	43	Preservation and Packing	43	Preservation and Packing	43	DSTAN 02-341 PT 1 Gr.
24	DSTAN 08-171 Test#21 (14299#15)	24	DSTAN 08-171 Test#21 (14299#15)	44	Certificate of Conformity	44	Certificate of Conformity	44	DSTAN 02-341 PT 1 Gr.
25	DSTAN 02-706	25	DSTAN 02-706	45	Miscellaneous Certificates	45	Miscellaneous Certificates	45	DSTAN 02-341 PT 1 Gr.
26	DSTAN 02-729 PT 5	26	DSTAN 02-729 PT 5	46	See Miscellaneous Certificates	46	See Miscellaneous Certificates	46	DSTAN 02-341 PT 1 Gr.
27	DSTAN 02-729 PT 5	27	DSTAN 02-729 PT 5	47	See Miscellaneous Certificates	47	See Miscellaneous Certificates	47	DSTAN 02-341 PT 1 Gr.
28	DSTAN 02-729 PT 1	28	DSTAN 02-729 PT 1	48	See Miscellaneous Certificates	48	See Miscellaneous Certificates	48	DSTAN 02-341 PT 1 Gr.
29	DSTAN 02-729 PT 1	29	DSTAN 02-729 PT 1						
30	DSTAN 02-729 PT 1	30	DSTAN 02-729 PT 1						
31	DSTAN 02-729 PT 1	31	DSTAN 02-729 PT 1						
32	DSTAN 02-729 PT 1	32	DSTAN 02-729 PT 1						
33	DSTAN 02-729 PT 1	33	DSTAN 02-729 PT 1						
34	DSTAN 02-729 PT 1	34	DSTAN 02-729 PT 1						
35	DSTAN 02-729 PT 1	35	DSTAN 02-729 PT 1						
36	DSTAN 02-729 PT 1	36	DSTAN 02-729 PT 1						
37	DSTAN 02-729 PT 1	37	DSTAN 02-729 PT 1						
38	DSTAN 02-729 PT 1	38	DSTAN 02-729 PT 1						
39	DSTAN 02-729 PT 1	39	DSTAN 02-729 PT 1						
40	DSTAN 02-729 PT 1	40	DSTAN 02-729 PT 1						
41	DSTAN 02-729 PT 1	41	DSTAN 02-729 PT 1						
42	DSTAN 02-729 PT 1	42	DSTAN 02-729 PT 1						
43	DSTAN 02-729 PT 1	43	DSTAN 02-729 PT 1						
44	DSTAN 02-729 PT 1	44	DSTAN 02-729 PT 1						
45	DSTAN 02-729 PT 1	45	DSTAN 02-729 PT 1						
46	DSTAN 02-729 PT 1	46	DSTAN 02-729 PT 1						
47	DSTAN 02-729 PT 1	47	DSTAN 02-729 PT 1						
48	DSTAN 02-729 PT 1	48	DSTAN 02-729 PT 1						

This form meets the requirements of C-23-VIC-000/AM-001 Revision Dated 01-11-2013
 The French form is provided for information purposes only and DND does not guarantee the accuracy of the translated terminology.
 Some notes and descriptions are in English only because of the origins of the equipment (United Kingdom and United States).

See Misc. Notes
 Test Pressure (Item 38, If required)

Guidance Notes on the use of this form

- Supplier/sub-contractor may require inspections or tests in addition to those shown (A,B,C or D - see key below).
- Each item shall be positively identified with its quality records.
- Contracting Authority will provide requirement for third party release inspection of SOQR inspections and tests.
- SOQR shall be raised by the organization nominated by the Design Authority (DA) responsible for the quality assurance requirements, e.g. DA/LCMM, Design Agent, Main Contractor.
- The SOQR originator may amend the 5 year retention period to meet their requirements.
- The QCA number is structured as OCA/contract order number, or tracking number / line item on order/ number of item. The QCA number is to be marked on the component or assembly IAW C-23-VIC-000/AM-001 part 3, para 27, 28, 29, and 30.
- The standards quoted on this SOQR are current to the SOQR initial date.
- Objective Quality Evidence to be supplied in English
- All process listed on process form 4506-E/F to be supplied to Canada before commencing work

Notes	Material	Ref.
1. Cure date of any rubber item shall be indicated on the Certificate of Conformity	ASSEMBLY	A
2. Test pressure for item 38 shall be indicated in the box below (if required)	ASTM B164/BS3076NA13/ND4400	B
3. Surface Flaw examination to be IAW BS EN ISO 9934 (DEF STAN 02-729 Part 2), DEF STAN 02-729 Part 3, BS EN ISO 3452 (DEF STAN 02-729 Part 4), or DEF STAN 08-171 as per material specifications	ASTM B164/BS3076NA13/ND4400	C
4. As provided as an attachment	ASTM B164/BS3076NA13/ND4400	D
5. Ultrasonic Examination of Bar Material is to be an approved procedure written to the general requirements of DEF STAN 08-171 or DEF STAN 02-729 Part 5	ASSEMBLY	E
6. A heat treatment certificate is required if raw material is heat treated from supply condition or post manufacturing/plating. If null then at minimum a comment on the Certificate of Conformity is required	NYLATRON GS/GSM	F
- Fasteners IAW D.STN 02-862 Part 3 clause 6.6.4; a mill certification must be supplied	ASTM B164/BS3076NA13/ND4400	G
- NAB items IAW material specifications or if not required by the specifications then as a minimum a heat treatment certificate shall be supplied that states the heat treatment condition such as "hot worked"	BS EN 10088 Gr 1.4037/BS970 431S29	H
7. Zinc plated and passivated IAW DEF STAN 02-862 Part 3	BSEN 10095-1 4878 /321S31	J
8. Wall thickness values are to be recorded on a wall thickness recording sheet in such a way that they are cross referenced to a grid based sketch IAW DEF STAN 02-872 Part 2, clause 3.4b	BS970 316S31	K
	BS970 316S31	L
	DSTAN 02-835 CL1/GRI	M

Description	Material	Ref.
SE1593/2/8	ASSEMBLY	A
3323/051/003	ASTM B164/BS3076NA13/ND4400	B
33321/051/001	ASTM B164/BS3076NA13/ND4400	C
38211/213/605	ASTM B164/BS3076NA13/ND4400	D
39331/182/003	ASSEMBLY	E
39331-152-004	NYLATRON GS/GSM	F
31135/531/004	ASTM B164/BS3076NA13/ND4400	G
31181/254/502	BS EN 10088 Gr 1.4037/BS970 431S29	H
31217/616/004	BSEN 10095-1 4878 /321S31	J
21731-481-600	BS970 316S31	K
21731-482-600	BS970 316S31	L
33333/056/005	DSTAN 02-835 CL1/GRI	M

Key to Documentation Requirements/Type of Tests

- Certification to be retained by the manufacturer for a period of 5 years and copies to be distributed in accordance with contract requirements.
- Certification to be retained by the manufacturer for a period of 5 years.
- Certification to be copied to the Records Authority for retention in the Quality Assurance Live File.
- Documentation to be copied to the Records Authority for retention as required.
- (Written over A, B, C, or D) Re-used item. Original Certificates IAW C-23-VIC-000/AM-001

Miscellaneous Notes:
Note 9: Alternate Material for item 31217/616/004 is ASTM A240 S32100 and BSEN 10028-7 1.4541. TEST PRESSURE: Body - 420 Bar Hydrostatic test, Valve Seats - 280 Bar pneumatic test.

NOTICE
 The documentation has been reviewed by the technical authority and does not contain controlled goods. Disclosure notices and handling instructions originally received with the document shall continue to apply.

Sheet	Issue:	Rev Date (DD-MM-YYYY)	Init.	GCT
3 / 3	A	11/09/2023		

Comments: **Initial Issue**

Énoncé des Exigences de Qualité (EDEDQ)

Notes d'Orientation sur l'Utilisation de ce Formulaire

- Le fournisseur/sous-traitant peut exiger des inspections ou des essais en plus de ceux indiqués (A, B, C, ou D voir la cl. ci-dessous).
- Chaque point devra être formellement jumelé à ses enregistrements de qualité.
- l'Autorité Contractante fournira l'obligation d'inspecter les inspections et les essais de l'EDEDQ par une tierce partie.
- L'EDEDQ sera initié par l'organisation responsable pour les exigences de qualité. Celle-ci sera nommée par l'Autorité de Conception (AC) soit lui-même (général par le GCVM) ou l'Agent de Conception, ou même l'Entrepreneur Principal.
- Elle rédacteur de l'EDEDQ peut modifier la période de conservation de 5 années pour mieux répondre à ses besoins.
- Le code QCA est composé de trois parties, après "QCA", séparées par " / " : Contrat, commande ou numéro de suivi, le poste de dépense (selon), et la quantité. Ce code doit être marqué sur le composant ou l'assemblage conformément au C-23-VIC-000/AM-001, partie 3, para. 27, 29, et 30.
- Les normes citées sur cette EDEDQ sont à jour à la date initiale.
- Les Preuves Documentaires de Qualité doit être soumises en anglais.
- Tous les documents de processus soumis sur le formulaire de processus 4560-E/F doivent être soumis au Canada avant le début des travaux.

Notes:

- La date de vulcanisation des composants en caoutchouc doit être indiquée sur le Certificat de Conformité
- La pression d'essai de l'article 38 doit être indiquée dans la case ci-dessous (si nécessaire)
- L'examen des défauts de surface doit se conformer à BS EN ISO 9534 (DEF STAN 02-729 partie 2), DEF STAN 02-729 partie 3, BS EN ISO 3452 (DEF STAN 02-729 partie 4), ou DEF STAN 08-171 selon les spécifications du matériau
- Fournir en pièce jointe à la présente
- Vérification par ultrasons du matériau de la barre doit être une procédure approuvée et conformément aux exigences générales de DEF STAN 08-171 ou de DEF STAN 02-729, partie 5
- Un certificat de traitement à la chaleur est requis si la matière première est traitée à la chaleur comme livré ou après la fabrication/plaçaage. Sans certificat, il faut au moins mettre un commentaire sur le Certificat de Conformité
 - Les éléments de fixation doivent se conformer à DEF STAN 02-862, partie 3, article 6.6.4 et doivent être accompagnés d'un certificat d'essai en usine
 - Les articles NAB doivent se conformer aux spécifications du matériau ou si non requis par celles-ci doivent au moins être accompagnés d'un certificat qui indique la condition du traitement à la chaleur, par exemple, « travaille à chaud »
- Articles zingués et passivés doivent se conformer à DEF STAN 02-862, partie 3
- Les épaisseurs de paroi doivent être enregistrées sur une feuille appropriée de manière à pouvoir être croisées avec une esquisse basée sur une grille tout en se conformer à DEF STAN 02-872 partie 2, article 3.4b

No de Dessin /No d'Article	Description	Matériau	Ref.
SE1593/2/8	BALL VALVE, ANGLE HULL	ASSEMBLY	A
3323/051/003	VALVE BODY	ASTM B164/BS3076NA13/ND4400	B
3332/1051/001	INSERT, BODY CAP	ASTM B164/BS3076NA13/ND4400	C
3821/213/605	BALL, VALVE	ASTM B164/BS3076NA13/ND4400	D
39331/182/003	SEAT ASSEMBLY	ASSEMBLY	E
39331-152-004	SEAT	NYLATRON GS/GSM	F
31135/531/004	SEAT SUPPORT RING	ASTM B164/BS3076NA13/ND4400	G
31181/254/502	STEM VALVE	BS EN 10088 Gr 1.4057/BS970 431S29	H
31217/616/004	BONNET BLOCK	BSEN 10095-1 4878 /321S31	J
21731-481-600	SCREW, 3/8", HEX CAP	BS970 316S31	K
21731-482-600	SCREW, 1/2", HEX CAP	BS970 316S31	L
33353/056/005	ADAPTOR	DSTAN 02-835 CL1/GRI	M

Clé pour Exigences de Documentation/Type d'Essai

- Les certificats doivent être conservés par le fabricant pendant 5 ans, et des copies diffusées selon le contrat.
- Les certificats doivent être conservés par le fabricant pendant 5 ans.
- Une copie des certificats sera remise au Responsable des Enregistrements pour qu'il soit conservé dans les Fichiers de l'Assurance de la Qualité des Équipements Installés.
- Une copie des documents doit être remise au Responsable des Dossiers aux fins de conservation, si nécessaire.
- Le code QCA est composé de trois parties, après "QCA", séparées par " / " : Contrat, commande ou numéro de suivi, le poste de dépense (selon), et la quantité. Ce code doit être marqué sur le composant ou l'assemblage conformément au C-23-VIC-000 / AM-001 para. 27, 29, et 30.

Notes Diverses:

Note 9: Alternate Material for item 31217/616/004 is ASTM A240 S32100 and BSEN 10028-7 1.4541. TEST PRESSURE: Body - 420 Bar Hydrostatic test, Valve Seats - 280 Bar pneumatic test.

AVIS
 Cette documentation a été revue par l'Autorité Technique et ne contient pas de marchandises contrôlées. Les avis de divulgation et les instructions de maintenance reçues, originellement doivent continuer de s'appliquer.



Feuille	Série	Date Rév. (J-MM-AAAA)	Initiales
3 / 3	A	11/09/2023	GCT

Commentaires:
Initial Issue

Numéro de Nomenclature OTAN		Numéro de Série	
992524106		OCA / 011	
Description		Demande d'information Précédente- DDQ	
BALL VALVE, ANGLE HULL		6000611536	
GCVM		Adresse de l'Entrepreneur	
DMEPM(SM) 4-5-2		11/09/2023	
Numéro du Téléphone GCVM		Numéro du Téléphone de l'Entrepreneur	
(819) 939-3156			

Exigences de Documentation / Type d'Essai		Essai		Assemblage / Article commandé	
Matériel et Composants		Soudage et Brasage		Essai	
Identification de l'Article	1	Charge	14	Formulaire de Processus	36
Chimique	2	Pression	13	Résistance aux Chocs	35
Mécanique	3	Pression	12	Résistance au Feu	34
Spécification matérielle	4	Pression	11	Destruction de Câble Rompu	33
Spécification matérielle / Voir la note 6	5	Pression	10	Cycle à Haute et Basse Température	32
Spécification matérielle	6	Pression	9	Hydraulique et Isolant	31
Enregistrer sur DND 2513 ou équivalent (Note 1)	7	Pression	8	Certificat de Conformité	30
Spécification matérielle	8	Pression	7	Charge	29
DSTAN 02-729 PT 5	9	Pression	6	Radiographique	28
DSTAN 02-745 / DSTAN 02-863	10	Pression	5	Vérification par Ultrasons	27
DSTAN 02-872 PT 2 / PT 3	11	Pression	4	Détection de Défauts en Surface (Part. Mag. Ressuage)	26
Dessin / Si NAB: Voir la note 8	12	Pression	3	Inspection Visuelle	25
Dessin	13	Pression	2	Brasage - Dossiers	24
BS 1726 PT 1 / Dessin	14	Pression	1	Soudage - Dossiers de Reparation NAB (si nécessaire)	23
Certificat de fournisseur	15	Pression	0	Soudage - Catégorie d'Admission	22
DSTAN 08-171 Test#3 (14299#5)	16	Pression	0	Soudage - Procédure	21
DSTAN 08-171 Test#6 (14299#6)	17	Pression	0	Soudage - Généralités et Dossiers	20
DSTAN 08-171 Test#9 (14299#8)	18	Pression	0	Ionisation à Haute Tension	19
DSTAN 08-171 Test#12 (14299#10)	19	Pression	0	Hydraulique et Isolant	18
DSTAN 02-706	20	Pression	0	Isolation Électrique	17
DSTAN 02-743 PT 5	21	Pression	0	Continuité et Identification de l'État Électrique	16
DSTAN 02-773	22	Pression	0	Certificat de Conformité	15
DSTAN 02-797 PT 1 / 02-375	23	Pression	0	Charge	14
DSTAN 02-341 PT 1 Qualité B	24	Pression	0	Pression	13
DND 2513 ou Équivalent (Remarque 4)	25	Pression	0	Charge	12
voir certificats erroné	26	Pression	0	Pression	11
voir certificats erroné	27	Pression	0	Pression	10
voir certificats erroné	28	Pression	0	Pression	9
voir certificats erroné	29	Pression	0	Pression	8
	30	Pression	0	Pression	7
	31	Pression	0	Pression	6
	32	Pression	0	Pression	5
	33	Pression	0	Pression	4
	34	Pression	0	Pression	3
	35	Pression	0	Pression	2
	36	Pression	0	Pression	1
	37	Pression	0	Pression	0
	38	Pression	0	Pression	0
	39	Pression	0	Pression	0
	40	Pression	0	Pression	0
	41	Pression	0	Pression	0
	42	Pression	0	Pression	0
	43	Pression	0	Pression	0
	44	Pression	0	Pression	0
	45	Pression	0	Pression	0
	46	Pression	0	Pression	0
	47	Pression	0	Pression	0
	48	Pression	0	Pression	0

Pression d'épreuve (article 38, si nécessaire)

Ce formulaire satisfait aux exigences de C-23-VIC-000/AM-001 Révision en date du 2013-11-01

Le formulaire en français est fourni à titre d'information seulement et le MDN ne garantit pas l'exactitude de la terminologie traduite. Certaines notes et descriptions sont uniquement en anglais en raison des origines de l'équipement (le Royaume-Uni et les États-Unis).

1st Level Submarine Certificate of Conformity and Index of Documentation Certificat de conformité de sous-marin de 1^{er} niveau et index des documents

Unique identification number - Numéro d'identification unique QCA	PWGSC contract number: Numéro du contrat de TPSGC :
Description	PWGSC line item: Ligne d'article de TPSGC :
	NATO stock number: Numéro de nomenclature OTAN :
	Purchase order number: Numéro de commande :
Comments - Commentaires	
Raised by: Demandé par :	

Assembly details - Détails d'assemblage

Quantity - Quantité	Serial no. - N° de série	Deviations / Waivers - Déviations / Exemptions
---------------------	--------------------------	--

Component details - Détails des composantes

SOQR sheet no. N° de feuille EEQ	Let	Serial no. / Deviations / Waivers N° de série / Déviations / Exemptions	Material ID / Material spec / Batch lot no. ID du matériel / Spéc du matériel / N° de lot	X-Ray no. N° de rayons X	Cure date Date de vulcanisation	Validation date Date de validation

Certification statement - Énoncé de certification

We hereby certify that the goods and documentation as detailed on this form conform to the requirements of the purchase order or contract. Documentation will be retained by _____ and made available for audit. Nous certifions par les présentes que les produits et les documents décrits sur le présent formulaire sont conformes aux exigences du numéro de commande ou du contrat, les documents seront conservés par _____ et seront disponibles à des fins de vérification.			
Date	Name (printed) - Nom (lettres moulées)	Title - Titre	Signature

Comments/Instructions

Unique identification number: A number unique to the assembly or part referenced on the SOQR requisition number. This number shall be preceded by the letter QCA and must include the line number of the item on the SOQR. This unique identification number shall be etched on the materiel IAW C-23-VIC-000/AM-00.

QCA: Quality Control Assured. Acronym used to precede unique number for all 1st level parts

Description: Proper item name IAW CGCS

PWGSC contract number: Contract Number

PWGSC line item: Line number of item from the PWGSC contract

NATO stock number: Self explanatory

Purchase order number: Self explanatory

Comments: Any and all comments/concerns regarding item being provided under this certificate

Raised by: Who raised the comments and under what authority

Quantity: Quantity of items manufactured under this specific number. See "Batch Identification" in C-23-VIC-000/AM-001

Serial no.: Any serial number associated with this assembly

Deviations / Waivers: Any and all deviations or waivers associated with the manufacture of this item

SOQR sheet no.: Multiple SOQR sheets may sometimes be necessary

Let: Letter of line associated with SOQR sheet

Serial no. / Deviations / Waivers: Component specific serial numbers or deviations/waivers

Material ID: Numbers associated to the raw manufactured materiel or stock

Material Spec: Specification number used in the manufacture of this materiel

Batch lot no.: Number assigned to specific batches of materiel

X-Ray no.: Component specific x-ray numbers to include with x-rays taken for NAB castings or similar

Cure date: The date that rubber components were cured

Validation date: Completion date of all NAB casting certifications

Certification statement: To be certified and stamped by approved QA/QC cell

Commentaires /Instructions

Numéro d'identification unique : Un numéro unique pour l'assemblage ou la pièce ou cité en référence sur l'EEQ. Ce numéro doit être gravé sur l'équipement/matériel conformément à C-23-VIC-000/AM-001 cité en référence sur l'EEQ.

CQA : Contrôle de la qualité assure. Acronyme employé qui précède un nombre unique pour toutes les pièces de 1er niveau

Description : Appellation de l'article conformément au SCGC

Numéro du contrat de TPSGC: Numéro du contrat

Ligne d'article de TPSGC : Numéro de l'article provenant du contrat

Numéro de nomenclature OTAN : Explicite

Numéro de commande : Explicite

Commentaires : Tout commentaire concernant l'article fourni conformément au présent certificat.

Demandé par : Qui a soulevé les commentaires et sous quelle autorité.

Quantité : Quantité d'articles fabriqués sous ce numéro spécifique. Voir "Identification du lot" dans le C-23-VIC-000/AM-001

N° de série : Tout numéro de série associé avec cet assemblage

Déviations / Exemptions : Toute déviation ou exemption associée à la fabrication de cet article

N° de feuille EEQ : Plusieurs feuilles EEQ sont parfois nécessaires

Let : Lettre de ligne associée avec la feuille EEQ

N° de série / Déviations / Exemptions : Numéros de séries spécifiques des composantes ou des déviations / exemptions

ID du matériel : Numéros associés aux matières premières manufacturées ou aux stocks

Spéc. du matériel : Numéros des spécifications utilisées dans la fabrication de ce matériel

N° de lot : Numéros assignés à des lots spécifiques de matériel

N° de rayons X : Composantes de numéros de rayons X spécifiques et incluant les rayons X provenant des coulages NAB ou similaires

Date de vulcanisation : Date à laquelle les composants en caoutchouc ont été vulcanisés

Date de validation : Date d'achèvement de toutes les certifications des coulages NAB

Énoncé de certification : Le fait d'être certifié et estampillé par une cellule AQ/CQ approuvée

ANNEX C - PROCUREMENT TOOLS FOR UNIQUE IDENTIFICATION (UID)

1. Unique Identification (UID) Marking Requirements:

- a. For the purposes of this Unique Identification Marking Requirements clause, definitions shall be as follows:
 - (1) Automatic Identification & Data Capture (AIDC) - Methods of automatically identifying objects, and entering the identification data attributed directly into computer systems; without human involvement.
 - (2) Automatic Identification Technology (AIT) - Rapid and accurate data capture and processing technology for cognitive recognition, identification or verification purposes.
 - (3) Bar Code - A bar code is an optical machine readable representation of data, which shows certain data on certain items of supply.
 - (4) CAGE (NCAGE) - A unique identifier for manufacturers, suppliers, agencies and government departments.
 - (5) Concatenation - The joining of two or more strings of data end-to-end.
 - (6) Enterprise Identifier - Unique code assigned by the Issuing Agency to an entity (organization or group). The entity is the one that is responsible for ensuring the unique identification of all qualified items.
 - (7) Human Readable Interpretation / Information (HRI) - The interpretation of elements of the encoded bar code presented in a humanreadable form.
 - (8) Imaging Device - An AIDC device that recognises, captures and interprets encoded data through use of an image (Bar Code or Data Matrix symbol) scanned with a laser or other capable means.
 - (9) Issuing Agency Code - A code that identifies the Issuing Agency for the UII (defined in STANAG 2290).
 - (10) Machine Readable Interpretation/ Information (MRI) - The interpretation of the encoded bar code through use of an automatic data capture device.
 - (11) Recognized UII-Equivalent – Unique identification methods in commercial use that have been recognized by DND as UID equivalents. These are: Global Individual Asset Identifier (GIAI); the Global Returnable Asset Identifier (GRAI) when serialized; a vehicle identification number (VIN); and Electronic Serial Number (ESN) – used only when applied to cell phones.

- (12) Serial Number - A unique alphanumeric assigned for the purposes of identification, which varies from its predecessor or successor by a fixed discrete alphanumeric.
- (13) Unique Identification (UID) - A system of establishing unique identifiers to assets and other entities distinguishing it from other like and unlike entities.
- (14) Unique Item Identifier (UII) - A set of data elements that, when concatenated, form a globally unique and unambiguous identifier.
- (15) Unique Item Identifier (UII) Mark - Machine readable data carrier that contains the encoded data elements necessary to form a UII.
- (16) Unique Item Identifier Type - Designator to indicate which method has been used to uniquely identify an item.
- (17) Validation - The process for determining that the machine readable UII Mark contains the required information and has been encoded correctly with the proper semantics and syntax. Validation is performed using an electronic /optical imaging device capable of reading the UII Mark.
- (18) Verification - The process for assessing the quality of a machine readable UII Mark and assigning a grade to the results or otherwise indicating acceptance in accordance with the applicable specification or MRI protocol quality control document. Verification is performed using an electronic/optical verification device.

b. The contractor must:

(1) Originate and assign Unique Item Identifiers or Recognized UII-Equivalents in accordance with STANAG 2290 to each of the following items delivered under the contract:

(a) Items identified by the Technical Authority as subject to serial management including:

Line #	NSN
011	99-2524106

(b) Any item not included in paragraph 1.b.(1)(a) of this section which the contractor supplies with a UII mark that was created and applied as a part of the contractor or their subcontractor's processes.

(2) Ensure the assigned Unique Item Identifiers or Recognized UII-Equivalents assigned in paragraph 1.b.(1) above:

- (a) Have been originated in accordance with STANAG 2290, using the component data elements as prescribed therein to allow production of a compliant UII Mark.
 - (b) Are not duplicated on any other item marked by the Contractor;
 - (c) Are not duplicated on any other item registered in the DND Item Unique Identification Registry;
 - (d) Comply with the UII construction rules set out in STANAG 2290 Annex A; and
 - (e) Do not exceed 50 characters in length in their concatenated form.
- (3) Prepare and deliver Unique Identification (UID) Marking Specifications for Technical Authority approval consisting of the following:
- (a) Provide the following data for each Line Item in the contract which is subject to UID Marking:
 - i. Describe which type of marking methodology will be used (i.e., Direct or Indirect Part Marking, Data Plate Modification, etc.).
 - ii. Describe the Imprint Method / Type of Label / Nameplate (i.e., Chemical Etch, Dot Peen, Laser, Thermal Transfer, Ink Jet, Photo Etch, etc.).
 - (b) Marking Specifications.
 - i. Identify applicable engineering drawings requiring UID marking.
 - ii. Machine Readable Mark Generation Instructions.
 - iii. Define the UID construct method.
 - iv. Identify format code, ISO/IEC syntax, and Data Qualifiers contained.
 - v. Identify the Enterprise Identifier (EID) (i.e. Cage, DUNS, or GS1).
 - vi. Identify the level of serialization (i.e., Part, Lot, Batch, Enterprise, etc.).
 - vii. If using Construct 1 – 18S, identify the sequence number generation process.
 - viii. Determine other data elements (if required) in the data matrix symbol (i.e. 30P and 30T).

- ix. Identify the Human Readable Mark Generation elements to be included on the label.
- x. For labels/nameplates, identify which type of material will be used for the creation of the Mark (i.e., Aluminum, Polyacrylic, Metal Foil, Polyester, Polyvinyl, Aluminum Foil, Stainless Steel, etc.).
- xi. Describe the overall layout of the Mark including (Reference Tech Data as applicable).
- xii. Size (Length, Width, Thickness, etc.).
- xiii. Shape (Circle, Square, Rectangle, Rounded Corners, etc.).
- xiv. Layout/Order (Location of Human and Machine Readable elements).
- xv. Marking Location on Asset.
- xvi. Type of Lettering (Font, Font Size, Color, etc.).
- xvii. Attachment Method (Adhesive, Screws, Rivets, Tags, Bag and Tag, Tags and Bands, etc.). For Tag, and Bag/Band and Tag items, provide evidence of why part could not be marked and Government concurrence.

(c) Data File Format:

- i. The data must be delivered in “PDF” format.

(d) If DND has provided the Contractor with an approved UID Marking Specification for the item to be marked, the Contractor may use this specification to apply UID markings instead of developing a new UID Marking Specification.

(4) Prior to shipment of any UID-subject items, prepare and deliver a UID Data Submission for approval. The submission must include the following data for each UID-subject item:

- (a) Description (English)*
- (b) Description (French)*
- (c) CAGE of item manufacturer*
- (d) Manufacturer current part number*
- (e) Manufacturer serial number*

- (f) Item Weight β
- (g) Unit of Weight †
- (h) Acquisition Value β
- (i) Acquisition Currency†
- (j) Country of Manufacture β
- (k) Year of Manufacture β
- (l) Month of Manufacture †
- (m) Embedded item (Y/N)*
- (n) NCAGE of parent item manufacturer (if an embedded item)†
- (o) Manufacturer part number (if an embedded item)†
- (p) Manufacturer serial number (if an embedded item)†
- (q) Unique item identifier of parent item (if an embedded item)†
- (r) Unique item identifier of item*
- (s) Unique Item Identifier Type*
- (t) Issuing Agency Code*
- (u) Enterprise Identifier of entity assigning UII (if concatenated UII is used)†
- (v) Item Original Part number (if UII is serialized within the part number)†
- (w) Item Lot or Batch Number (if UII is serialized within the batch or lot)†
- (x) Serial number used in UII (if concatenated unique item identifier is used)†
- (y) CAGE or DUNS of organization submitting the data*
- (z) Name of the person or office submitting the data*
- (aa) E-mail address of the submitter*
- (ab) Phone number of the submitter*

- (ac) Contract Number under which the item is to be delivered*

NOTES

- (*) indicates a Mandatory Field
(β) indicates an Optional Field
(†) indicates a Conditional Field

NOTES

The data must be delivered in a “.CSV” or “.XLS” format

For questions related to the data submission or to obtain a data submission template, please contact: UniqueIdentification-IdentificationUnique@forces.gc.

- (5) Upon approval of proposed Unique Item Identifiers, mark each UID-subject item with:
- (a) Its Unique Item Identifier component data elements (as approved in 2.d above), using an ECC200 Data Matrix Symbol in accordance with AAITP-09 and STANAG 4329;
 - (b) UII Marks applied in accordance with approved UID Marking Specifications (as described in section 2.c of this clause);
 - (c) UII Marks that conform to the syntax and semantics described in STANAG 2290 Annex B, Para 4;
 - (d) UII Marks having a minimum Symbol Quality as described in STANAG 2290 Annex B Para 5; and
 - (e) UII Marks that are accomplished in a manner that will not adversely affect the item’s ability to meet its required performance.
- (6) Ensure that any UID-subject items that are delivered in unit-level and bulklevel packaging for which said packaging obstructs access to the item UII Marks have UII package labels that:
- (a) Have been applied on the outside of the package with UII information in a machinereadable PDF417 bar code symbol which contains the UII (unit-level) and UIIs (bulklevel) contained within said package, as applicable;
 - (b) Utilize a PDF417 packaging symbol is in conformance with STANAG 4281 / AAITP-05; and

(c) Utilize syntax and semantics in conformance with STANAG 2495 / AAITP-03;

NOTE

The PDF417 label containing the UII data must be either part of the other required packaging labels set out in this Statement of Work, or affixed as a separate label adjacent to the other required packaging labels.

(7) Prepare and deliver a UID Validation and Verification report in accordance with the following:

(a) A representative sample of UII marks on items for each distinct UID applicable item type procured shall be verified. Verification for mark quality of the first article for each item type is required. Each UII mark shall be validated for data contents. Verification and validation results shall include at a minimum the data set out in 10.4 below (with exception of Verifications). Marks failing verification or validation must be replaced with compliant marks prior to acceptance of the items.

(b) The tabular report shall include the following alphanumeric fields:

- i. Unique Item Identifier (UII).
- ii. UII Type (Construct).
- iii. Enterprise Identifier (EID).
- iv. EID Type (CAGE/NCAGE, DUNS, etc).
- v. Original Equipment Manufacturer (OEM) Part Number.
- vi. Service Assigned Serial Number (if assigned).
- vii. Original Equipment Manufacturer (OEM) serial number.
- viii. Equipment Nomenclature (name and type).
- ix. NATO Stock Number (NSN).
- x. Validation Date.
- xi. Validation Result (Pass/Fail).
- xii. Verification Date.
- xiii. Verification Result (Pass/Fail).

- xiv. Other Event/Activity Date* (optional).
 - xv. Other Event/Activity* (optional).
 - xvi. For items marked that “Fail” IUID validation or verification, identify corrective action (whether the item has been re-marked or scrapped).
- (c) A “Pass” validation value shall be assigned to records whose data matrix symbol(s) properly encode Item Unique Identification data as prescribed in STANAG 2290 requirements for machine readable information (MRI) marking.
- (d) A “Pass” verification value shall be assigned to records whose data matrix symbol(s) meet or exceed the Symbol Quality standards set out in STANAG 2290 for data matrix symbol quality. These must be accompanied with a detailed Verification report for each mark that was verified.
- (e) The Contractor shall ensure machinereadable UII marks required under this contract are permanently placed on the items subjected to contractually-required performance testing prior to that testing; and further shall include all mark serviceability problems in the item’s test report(s).
- (f) The Contractor shall ensure machinereadable UII marks required under this contract are permanently placed on the items subjected to contractually-required performance testing prior to that testing; and further shall include all mark serviceability problems in the item’s test report(s).

ANNEX E - Factory Acceptance Test (FAT)

For Line 011:

1. In reference to section 6.4 Authorities: The listed Contracting Authority (6.5.1) and Technical Authority (6.5.2) shall be notified by email, at least 8 weeks prior to the Factory Acceptance Test date, by the Contractor.
2. The total, Qty: 10 of NSN: 2090-99-2524106 shall be ready on the day of the Factory Acceptance Test.
3. The date of Factory Acceptance Test will be determined after contract award.
4. The Technical Authority will attend the Factory Acceptance Test.
5. Approval of the Factory Acceptance Test from the Technical Authority is required for the completion of this contract.